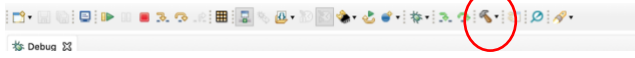
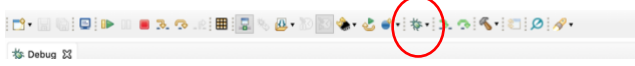


Basic instruction of CCS

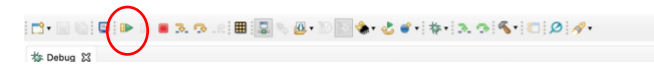
1. Build the program by clicking the “hammer” button.



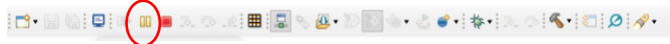
2. Debug the program by clicking the “bug” button.



3. Run the program by clicking the green arrow button.



4. Suspend the program by clicking the pause button.



5. Stop the program by clicking the stop button.

