

# Using 4-HOnline



Ohio 4-H uses the 4-H Online system to manage all aspects of the 4-H program, including membership, events, projects, activities and communications. All youth and adults who participate in Ohio 4-H have a 4-H online profile.

Completing your 4-H online enrollment is easy and only takes a few minutes. 4-H online profiles are family-based, which means every family has a “master” profile for each family involved in Ohio 4-H. A family profile may contain both youth and adults:

Youth family members (ages 5-18 as of January 1)

- Eligibility for Cloverbud participation begins when a child is age 5 **and** enrolled in kindergarten.
- Eligibility for Club Member participation begins when a child is age 8 **and** in third grade. Any youth age 9 or above is eligible for project membership, regardless of grade level.

Adult family members (ages 18 and older)

- Adults who have been screened and certified as Ohio 4-H Volunteers can re-enroll
- Adults who want to become certified Ohio 4-H Volunteers complete a volunteer application, then create a 4-H online profile as part of their first time enrollment.

Not every Family profile will contain all the above listed types of members. Some profiles may contain only youth members, while others will have only adults. Some profiles will have both. Once a family profile is created, it will exist for as long as members of that profile are involved in the 4-H program. New members may be added to the family profile at any time and members who are no longer involved in 4-H may be archived.

If someone in your family was involved in Ohio 4-H from 2015-Sept 2020, you already have a family profile in 4-H online.

To Access your EXISTING family profile

OR

to create a NEW family profile, visit:

[oh.4honline.com](http://oh.4honline.com)



## Returning 4-H Family Enrollment Guide

This guide will help you when re-enrolling in Ohio 4-H.

### Step 1: Visit: [oh.4honline.com](http://oh.4honline.com)

- Mozilla Firefox and Google Chrome are the recommended browsers. Please do not use Internet Explorer.
- Your username is your email address
- Not sure of the email address used in previous years? Or If the family email on file is no longer valid, please contact the Extension Office to update your email address so that you may log into the system.
- Select the **“Reset Password?”** option to set a password for this year. Then check your email for a password reset link.
  - **Do not set up a new profile.**  
**You must log into last year’s profile.**
- Each time you log in to your family profile in 4-H online, your member list will open as the home page. The member list displays all family members for whom a Member record has been created.

### Member List

Your member list shows each member that has been added to your family profile. You can see:

- Member’s name and DOB
- 4-H Member Type
  - Club Member
  - Cloverbud
  - Volunteer (Adult 18+)
  - Participant
- Status of Enrollment
  - Enrolled
  - Volunteering
  - Submitted
  - Incomplete (Continue Enrollment)
  - Not Enrolled (Enroll Now)


### Family Information

You can view the information contained in your family profile. You can change or update email, phone, and address by clicking the “Edit” button.



**Step 2: Begin Re-Enrollment**

- To re-enroll a member from a previous year, click *“Enroll Now”* next to the profile of the appropriate member. You will be asked to update the grade in school and confirm that you want to enroll in 4-H. Select *“Enroll”*.



Clover

test\_clover@yahoo.com  
123 Any St  
Your Town, OH 43XXX  
740-XXX-XXXX  
Pickaway County

+ Add Member

Member	Programs
<p><b>Anthony Clover</b> Feb 14, 2007</p> <div style="text-align: right; margin-top: 10px;"> <span style="background-color: #0070C0; color: white; padding: 5px 10px; border-radius: 3px;">View</span> </div>	<p><b>4-H</b> Enroll Now</p> <hr style="border: 0.5px solid #ccc;"/> <p style="text-align: center; color: #0070C0;"> <span style="font-size: 1.2em;">+</span> Join a Program         </p>

**Step 3: Select Your Club(s)**

- Select your 4-H Club(s) for this year by choosing the *“Select Club”* button.
- Verify that the county is correct at the top of the pop-up window (this is the county you are enrolling in) and select the club(s) by selecting *“Add”* next to the club name.

Steven Snail  
2019-2020 Enrollment

1  
Clubs

2  
Projects

3  
Questions

4  
Consents

5  
Confirm

**Clubs**

CLUB MEMBERSHIP

Please list all the Clubs of which you are a member this year.

If you are unsure of your club's name, please contact your Club Advisor.

Select Clubs

Next

**Fees** 🛒

---

**Total:** **\$0.00**



**Step 4: Select Your Project(s)**

- Select your 4-H projects(s) for this year by choosing the “*Select Projects*” button. Then select the projects from the list by clicking the “*Add*” button next to the project name.

Anthony Clover

2020-2021 Enrollment



Clubs



Projects



Questions

## Projects

**PROJECTS**

Please list all projects you are taking this year.

[Select Projects](#)

- Select all of the projects for this year before submitting your enrollment. If you need to make changes to your projects after submitting your enrollment, you will have to contact the Extension office to request a change.
- If you are enrolling in projects for more than one club, you will want to verify that you have selected the correct club at the top of the project pop-up window.
- If you select a **horse project, a shooting sports project, or a dog project**, you will be automatically prompted to electronically sign the appropriate project consents for those projects. Type your names in the boxes to affirm your agreement.
- **Cloverbud members should select project number 710, 4-H Cloverbud.**

**THE OHIO STATE UNIVERSITY**COLLEGE OF FOOD, AGRICULTURAL,  
AND ENVIRONMENTAL SCIENCES**ohio4h.org**CFAES provides research and related educational programs to clientele on a nondiscriminatory basis. For more information: [go.osu.edu/cfaesdiversity](http://go.osu.edu/cfaesdiversity).

### Step 5: Continue Enrollment Questions

- Select the “*Show Questions*” button and complete the additional “About You” questions. Complete all of the required fields as indicated and click *Next*.

Steven Snail  
2019-2020 Enrollment

1 Clubs
2 Projects
3 Questions
4 Consents
 5 Confirm

**About You**

Gender required

Male

Grade required

7

**Demographics**

Residence required

Town, City or Suburbs 10,000 To 50,000

Are you of Hispanic or Latino ethnicity? required

**Fees**

<b>Total:</b>	<b>\$0.00</b>
---------------	---------------

### Step 6: Review and Sign Consent Forms

- Affirm that you agree to the Code of Conduct, the General Permission statement, and the Photo Release. Both the member and a parent/guardian names should be typed into the boxes and click on the agreement buttons.

### Step 7: Review Enrollment

- Review your enrollment and select submit.
  - Remember, do not hit submit until you are sure that you have selected all of your projects for this year.

**You have now successfully submitted your enrollment.**

### Need to make changes?

- If you need to make changes before your enrollment is reviewed and accepted by county staff, you will need to contact your Extension Office to request a change.


### Need to Re-Enroll Another Member?

- Continue re-enrolling other family members by selecting “*Enroll Now*” by their profiles and following the same process.

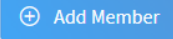


## Need to Enroll a New Member to an Existing Family?

- Select the blue “Add member” button at the top of your family profile and create a new member.



**Snail**  
rachelstoneburner@yahoo.com  
2572 HILLDALE DR  
GROVE CITY, OH 43123-2565  
555-555-5555  
Franklin County



Member	Programs	
<p>Sandra Snail Sep 23, 2004</p> <p style="text-align: right;"><a href="#">View</a></p>	<p><b>4-H</b> ClubMember - Incomplete Continue Enrollment</p> <p style="text-align: center;"><a href="#">+ Join a Program</a></p>	<p>Welcome to the new version of 4-H Online! Add family members by clicking on <b>Add Member</b> at the top of this page. To enroll in a program click on the <b>Enroll Now</b> link under the program name. If it shows <b>Continue Enrolling...</b> under a program, that means you have not completed enrollment, no worries, just click on the link to pick up where you left off. To navigate to a family member click on the <b>View Button</b> to the right of the name. When you are finished viewing the selected member click on the <b>Member List</b> link at the top of the menu to the left.</p> <p>Inactive Members:</p>
<p>Steven Snail Sep 14, 2005</p> <p style="text-align: right;"><a href="#">View</a></p>	<p><b>4-H</b> ClubMember - Approved Enrolled for 2019-2020 program year</p> <p style="text-align: center;"><a href="#">+ Join a Program</a></p>	

## Any questions or if you are experiencing problems using 4HOnline:

- Email Pam Kurfis at [Kurfiss.1@osu.edu](mailto:Kurfiss.1@osu.edu) - fastest option in evenings
- During normal office hours: 8:30am – 4:30pm, Monday – Friday, call Pam @ OSU Extension, Fulton County:
  - Office Phone: 419-337-9210

