

Guide for completing an online Drug Use Notification Form (DUNF)

DUE BY WEDNESDAY, AUGUST 28, 2024 11:59PM EST

Frequently Asked Questions:

What species need to complete a DUNF?

Exhibitors will need to complete an online form for each individual animal (except market poultry—one form per pen) brought to the Fulton County Fair.

- Dairy Cows (lactating animals)
- Market Steers
- Market Hogs
- Market Poultry—Broilers, Market Turkeys (one form per pen)
- Goats-Dairy Market, Boer Market, lactating goat, pygmy goats (only if in milk)
- Market Rabbits—Fryer and Roaster
- Market Sheep

When does the DUNF need to be completed?

You can complete the form online via a computer, tablet or smartphone device. The online form will need to be completed and submitted by 11:59pm EST on **Wednesday, August 28, 2024**. This will allow any questions to be answered prior to arriving at vet check/weigh-in on Thursday, August 29.

What if something changes with one of my animals?

In the event that information changes (e.g. a medication is given after you've submitted your form, etc.), immediately contact the OSU Extension Office at 419-337-9210 to notify us of the update. You will need to submit a new online DUNF for the affected animal to reflect the updated changes.

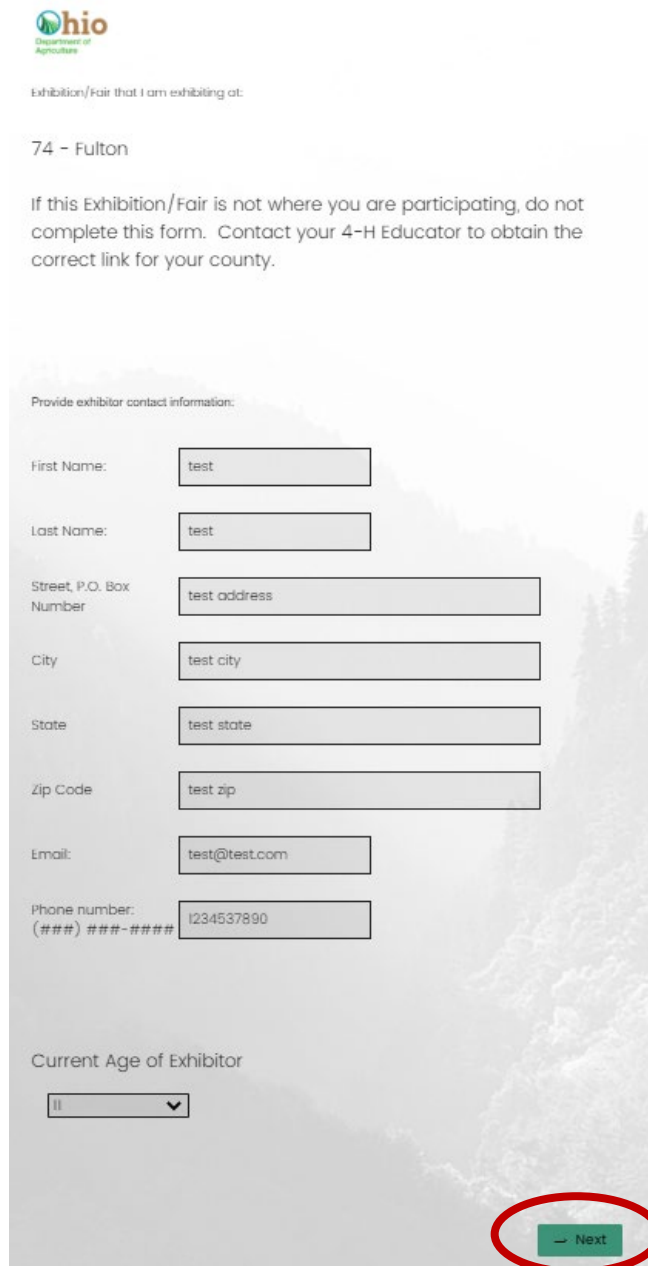
Where do I access the online Drug Use Notification Form?

Visit go.osu.edu/FultonDUNF



Instructions:

1. Visit go.osu.edu/FultonDUNF to access the online form.
2. Complete this form in its entirety for *each* required animal (except market poultry—one form per pen) you're bringing to the Fulton County Fair, click *Next*.



The screenshot shows the Ohio Department of Agriculture's online form. At the top left is the Ohio Department of Agriculture logo. Below it, the text reads "Exhibition/Fair that I am exhibiting at:" followed by "74 - Fulton". A paragraph of instructions follows: "If this Exhibition/Fair is not where you are participating, do not complete this form. Contact your 4-H Educator to obtain the correct link for your county." Below this is the section "Provide exhibitor contact information:" which contains several input fields: "First Name:" (test), "Last Name:" (test), "Street, P.O. Box Number:" (test address), "City:" (test city), "State:" (test state), "Zip Code:" (test zip), "Email:" (test@test.com), and "Phone number: (###) ###-####" (1234537890). At the bottom of the form is a dropdown menu for "Current Age of Exhibitor" with the value "11" selected. A green button with a right-pointing arrow and the text "Next" is located at the bottom right of the form and is circled in red.

3. List the Animal Identification number. e.g. Tag #, tattoo, legband, RFID, etc. **DO NOT put the name of your animal as the identifier.**



List the animal identification number. This must be a tag, tattoo #, legband, RFID chip, etc. **DO NOT** put the name of your animal as the identifier.

4. Select the radio button of the species for which you are completing the form—should match the animal that you indicated the identification number for above. **NOTE:** you will complete a separate form for each animal you are bringing to the Fulton County Fair. Click *Next*.

Select the species of your animal below.

- Please Select-
- Beef Steer
- Beef Heifer
- Beef Feeder
- Dairy Beef Feeder
- Market Barrow
- Market Gilt
- Dairy Market Goat
- Meat Market Goat
- Dairy Goat
- Exhibition Goat
- Market Chicken
- Exhibition Chicken
- Market Turkey
- Exhibition Turkey
- Market Duck
- Exhibition Duck
- Exhibition Goose
- Market Sheep
- Breeding Sheep
- Market Rabbit
- Breeding Rabbit
- Horse

← Back

Next →


5. Here, you will describe your animal. E.g. breed, sex, color. Click *Next*.

The screenshot shows the Ohio Department of Agriculture logo at the top left. Below it, the text reads "Describe your animal. What is the breed, sex, color, etc." There are three text input fields: "What is the breed of your animal?", "What is the sex of your animal?", and "What is your animal's color?". At the bottom, there are two green buttons: "← Back" on the left and "→ Next" on the right. The "Next" button is circled in red.

6. This question asks you to verify that you have completed a Quality Assurance program during this program year. Click *Next*.

The screenshot shows the Ohio Department of Agriculture logo at the top left. Below it, the text reads "Are you a Junior Fair market livestock exhibitor that attended or completed a Quality Assurance program during the last 12 months or have tested out of a program within your age bracket?". There are two radio button options: "Yes" and "No". To the right, there is a note: "If you selected 'No' regarding Quality Assurance, you will need to complete the explanation section below." Below this note is the Ohio Department of Agriculture logo and the text "Explain why did you not complete Quality Assurance?" followed by a text area for an explanation. At the bottom, there are two green buttons: "← Back" on the left and "→ Next" on the right. The "Next" button is circled in red.


7. Answer the question, "Is the described animal free of medication?", yes or no. Click *Next*.


Is the above listed animal free of medication?

Yes

No

If you answered 'No', you will need to complete 2 (two) additional questions as noted below. Click Next.


How many medication(s) have you treated this animal with that the withdrawal time has not elapsed?


You indicated that the above listed animal has been treated with a medication for which the withdrawal period has not elapsed. Please complete the information below. Only list one medication here. You will be given a chance to list additional medications below.

Treatment Date

Condition Being Treated

Name of Medication Given

Amount (Dose)

Route (IM, IV, SQ, Oral)

Instructed Withdrawal Time (# of Days)

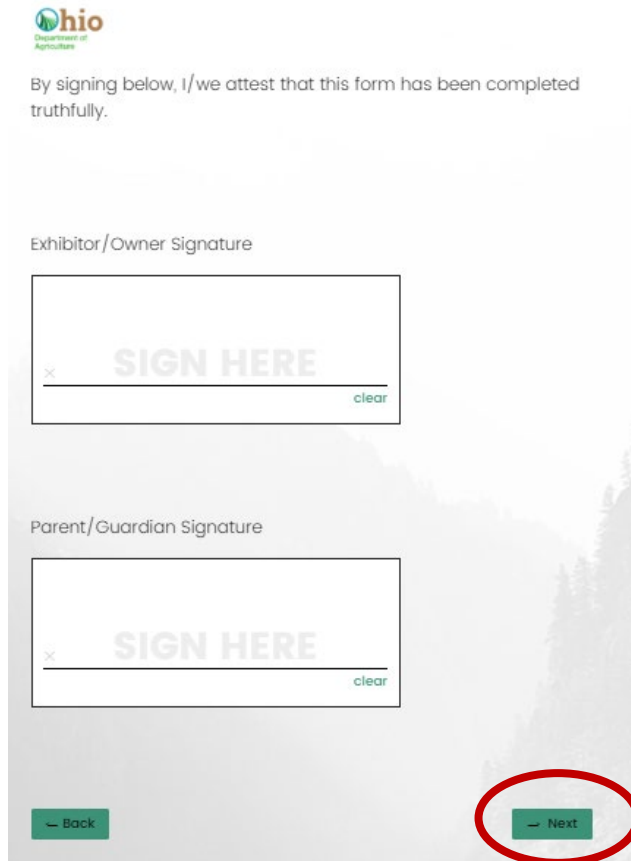
Date Withdrawal Complete

Was this drug an extra label or Rx drug?

Yes

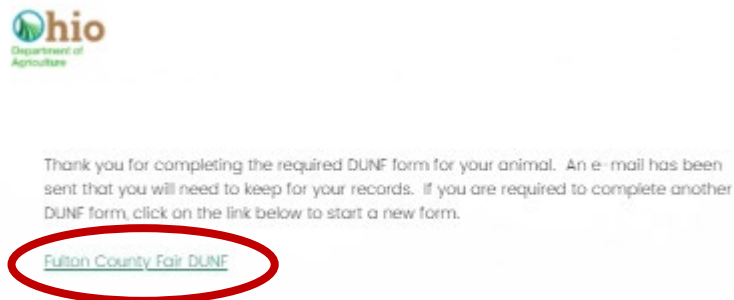
No

8. Using your finger or mouse, both the exhibitor/youth **and** a parent/guardian will need to sign the form acknowledgement. Click *Next* to submit the form.



The screenshot shows the Ohio Department of Agriculture logo at the top left. Below it is the text: "By signing below, I/we attest that this form has been completed truthfully." The form contains two signature fields. The first is labeled "Exhibitor/Owner Signature" and the second is labeled "Parent/Guardian Signature". Each field is a rectangular box with "SIGN HERE" in the center, a small "x" in the top left corner, and a "clear" link in the bottom right corner. At the bottom of the form, there are two green buttons: "← Back" on the left and "→ Next" on the right. The "Next" button is circled in red.

9. Upon submission, you will see the below confirmation screen. You will also receive a confirmation email sent to the email provided during the first step of the form completion. NOTE: if you need to submit another form for another species or another child, click the '2024 Fulton County DUNF' link to start over.



The screenshot shows the Ohio Department of Agriculture logo at the top left. Below it is the text: "Thank you for completing the required DUNF form for your animal. An e-mail has been sent that you will need to keep for your records. If you are required to complete another DUNF form, click on the link below to start a new form." Below this text is a blue hyperlink labeled "Fulton County Fair DUNF", which is circled in red.