

# UCEAP Application Guide

## TABLE OF CONTENTS:

Before Applying .....	pages 2 - 3
Applying .....	pages 4 - 8
After Applying .....	pages 9 - 10
Reminders .....	page 11

## Before Applying:

- 1) Set up your [Profile](#) in the Global Learning Portal (*time to complete: up to 30 minutes*):
- 2) Confirm that your program is still available on the [Deadlines and Capacity List](#).
- 3) Create an [account in the UCEAP Portal](#).



## NEW USER

By signing up you will have the ability to:

- Work on applications
- Compare programs
- Access additional pricing information

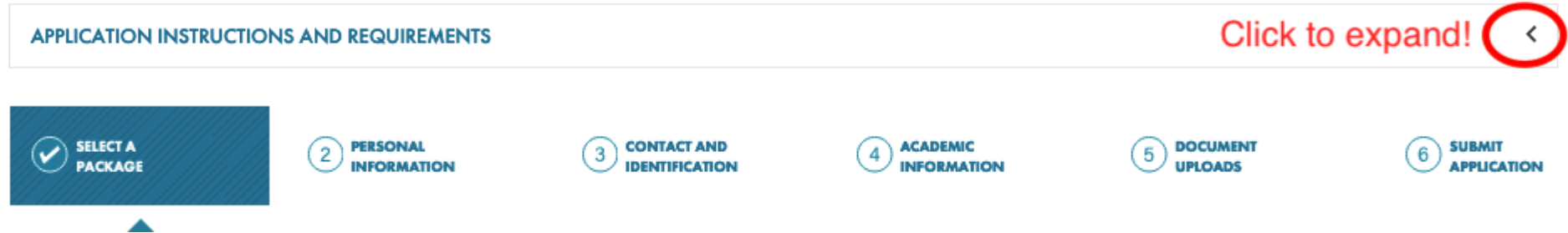
**SIGN UP**


## Applying (2-step process):

### STEP 1:

Apply to UCEAP through the UCEAP Portal (*time to complete: up to 1 hour*)

- Expand the **APPLICATION INSTRUCTIONS AND REQUIREMENTS** for further instructions specific to your program
- Complete **all 6 sections** of the application





Course Title	Term	Academic Year	Subject/Department	Course Number	Suffix	Units
Vector Calculus	Winter	2019-2020	MATH	23	B	5.00
Human Paleopathology	Winter	2019-2020	ANTH	105		5.00
Perception	Winter	2019-2020	PSYC	121		5.00
Research Internship in Cognitive Psychology	Winter	2019-2020	PSYC	194	B	5.00
Human Evolution	Spring	2019-2020	ANTH	101		5.00
Human Learning and Memory	Spring	2019-2020	PSYC	129		5.00
Psychological Data Analysis	Spring	2019-2020	PSYC	181		5.00
Introduction to Probability Theory	Summer	2019-2020	STAT	131		5.00

## ACADEMIC INFORMATION

Enter courses that you're taking at the time of application *plus* all courses you plan to take **before** you go abroad.

We need this information to confirm a couple things:

1) You must meet the Class Level requirement for your program. For example, if Junior is the minimum requirement, then we must be able to confirm you will complete at least 90 units before your program starts.

2) If your program has any course pre-reqs, we need to see those pre-reqs listed in this section. For example, if you need to complete 1 year of Japanese for your program, and you still have one more quarter of Japanese to complete before departure, we must see Japanese 3 listed as something you plan to take.

Note: even if you don't need to prove either of the above, this section is still **required**.

## APPLICATION INSTRUCTIONS AND REQUIREMENTS



SELECT A PACKAGE



PERSONAL INFORMATION



CONTACT AND IDENTIFICATION



ACADEMIC INFORMATION



DOCUMENT UPLOADS



SUBMIT APPLICATION

### UPLOADS

#### File

No file selected.

One file only.  
10 MB limit.  
Allowed types: txt pdf jpeg jpg png.

#### Document Name

- Select a value -

#### Description

Required when document name is "Other"

#### Applications

☒ Application: Global Health in Mexico - Summer

REMOVE

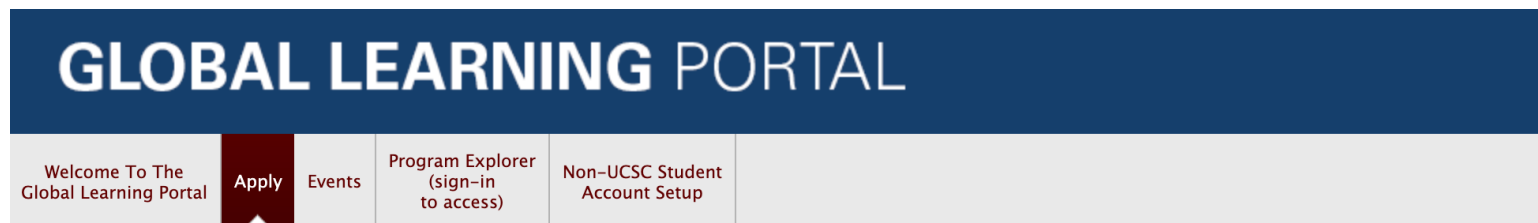
See the **APPLICATION INSTRUCTIONS AND REQUIREMENTS** for a list of all required documents for your program.

Upload each required document separately. When choosing the **Document Name**, it must match exactly as it is described in the Application Instructions and Requirements.

Note: some programs do not require any documents! No need to upload anything in this section.

## STEP 2:

Go to the [UCEAP Nomination Form](#) in the Global Learning Portal and login to apply. There is one nomination form for all countries (i.e. you do not need to search for your specific program). This nomination confirms that you 1) have applied to UCEAP, 2) agree to UCSC policies, and 3) have completed necessary academic planning.



[← Back](#)

## UCEAP Nomination Form (all countries)

University of California Education Abroad Program (UCEAP)

Fall, Spring, Summer, Summer + Fall, Winter + Spring, Winter, Academic Year, Calendar Year, Fall + Winter, Winter + Spring + Summer, Summer + Academic Year  
Goleta, CA, United States

### Application Opening

The [UCEAP Portal](#) is open now.

The UCSC Global Learning Portal Nomination Form for UCEAP will open up as follows:

- Summer, fall, and academic year 2021-22 application opens on **November 2, 2020**
- Winter, spring, and calendar year 2022 application opens on **April 1, 2021**

### How to Apply to UCEAP

1. Submit the [UCEAP Portal Application](#) for UCEAP (time to complete: up to 1 hour)
2. Submit the UCSC Global Learning Portal Nomination Form on this page to UCSC Global Learning.
  - This requires [Academic Approval](#) from your Department and College (time to complete: several days up to several weeks depending on your major - get started now!)
  - If this is your first login to the Global Learning Portal you must complete the Profile before starting the application (time to complete: up to 30 min.)

Both the UCEAP Portal Application and the UCSC Global Learning Portal Nomination Form must be submitted by the [deadline](#). Students are encouraged to apply close to the application opening for Limited Capacity Programs which fill-up when capacity is full (first come, first serve).

Download our [UCEAP Application Guide](#).

#### Program Provider

**Name**  
University of California Education Abroad Program (UCEAP)

**Website**  
<https://uceap.universityofcalifornia.edu/>

#### Host Institution

Fill out every section of the UCEAP nomination form in the Global Learning Portal:

## 1 FILL OUT APPLICATION

✓	Program Selection
✓	Passport Information
✓	Terms and Conditions
✓	Application Fee
✓	Academic Policies
✓	Academic Planning and Approval
✓	Affording Study Abroad
✓	Review & Save



In order to submit the nomination form, you must complete the [Global Learning Approval Form](#) which requires signatures from your Department and College advisors. This lets us know that you've worked with your academic advisors on your study abroad/away planning process.

**Plan ahead. This can take up to 2 weeks.**

## 2 SUBMIT YOUR APPLICATION

Your Application Has been Submitted



# AFTER APPLYING:

## WAIT FOR NOMINATION:

**Limited Capacity Programs:** The Application & Nomination Form are reviewed first-come-first-serve. Students will be notified within two weeks.

**Open Capacity Programs:** As long as you meet the eligibility requirements, you will be nominated to the program. The Application & Nomination Form are reviewed on a rolling basis. Students will be notified within two weeks.

**What does it mean to be “nominated”?** Essentially, this means that you have met the minimum eligibility criteria required to study on this program. As long as you maintain the program’s eligibility requirements up until departure, you can expect to be officially accepted into the program by UCEAP.

# COMPLETE PRE-DEPARTURE STEPS:

If nominated, you need to complete pre-departure steps for both UCSC Global Learning and UCEAP:

- Complete the Pre-Departure module in the Global Learning Portal, which has important campus-specific information about courses, credit, graduation, financial aid, and DRC accommodations (*time to complete: up to 1 hour*).
- The central UCEAP systemwide office in Goleta, California will send you communication on necessary next steps after the deadline passes for your program. Expect to receive a welcome email from them - This can take up to several months depending on when you applied. At that point, you will have access to your Pre-Departure Module in your UCEAP Portal (*time to complete: expect to be spending time on these steps up until your departure!*)

## UCEAP PRE-DEPARTURE MODULE:

UCEAP will be working closely with you after you have received your welcome email. You will receive instructions to log back into your UCEAP account where you will find pre-departure modules for your program in your UCEAP Portal. This module provides information on: when to arrive abroad, how to get housing, how/when to enroll in courses, how to get a visa, etc.

Your official acceptance into the program is determined by UCEAP and/or the host university.

▼ Finances	
	Estimated Budget
	Current Account
▼ Predeparture	
	Requirements
	Program Dates
	Insurance
	Policies
	Petitions
	Student Agreement
	Waiver of Liability

## Remember to Also:

- [Request a Financial Aid estimate](#). This can be done anytime.
- Pay the **Non-Refundable \$200 Global Learning Nomination Fee**. It is billed to your UCSC account about 8 weeks after you apply in the Global Learning Portal.
- [Apply to Scholarships](#).