
Creating Successful Online Study Groups



Illustrations courtesy of LearningScientists.org

Initiate * Structure * Assess

Initiate the Group

Recruit reliable study partners.

Use an open invitation or ask specific classmates.

Open: Post on class message boards

Open: Ask your instructor to make an announcement

Open: post an announcement on r/UCI or course Discord.

Structure the Group

- ❑ Choose who will be responsible for convening.
- ❑ Decide where to meet: study spaces or online?
- ❑ Create a calendar with notifications/reminders.
- ❑ Rotate responsibilities.
- ❑ **Communicate specific goals for each session.**
- ❑ **Apply proven learning strategies.**
- ❑ Make space for silence, and for laughter.
- ❑ Cheer for each other every time you meet.
- ❑ Listen, and be accountable.

Assess the Group

Make time to ask, “Is this structure (or strategy) working?”

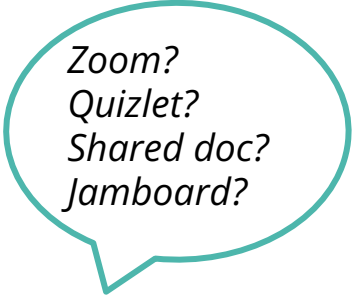
Check in as a group, and resist triangulation.

Be open to feedback as a group member.

Ask, “what other resources do we need?”

Plan the next session as a wrap-up.

Plan an end-of-quarter celebration.




Zoom?
Quizlet?
Shared doc?
Jamboard?

Proven Strategies for Learning

Spacing

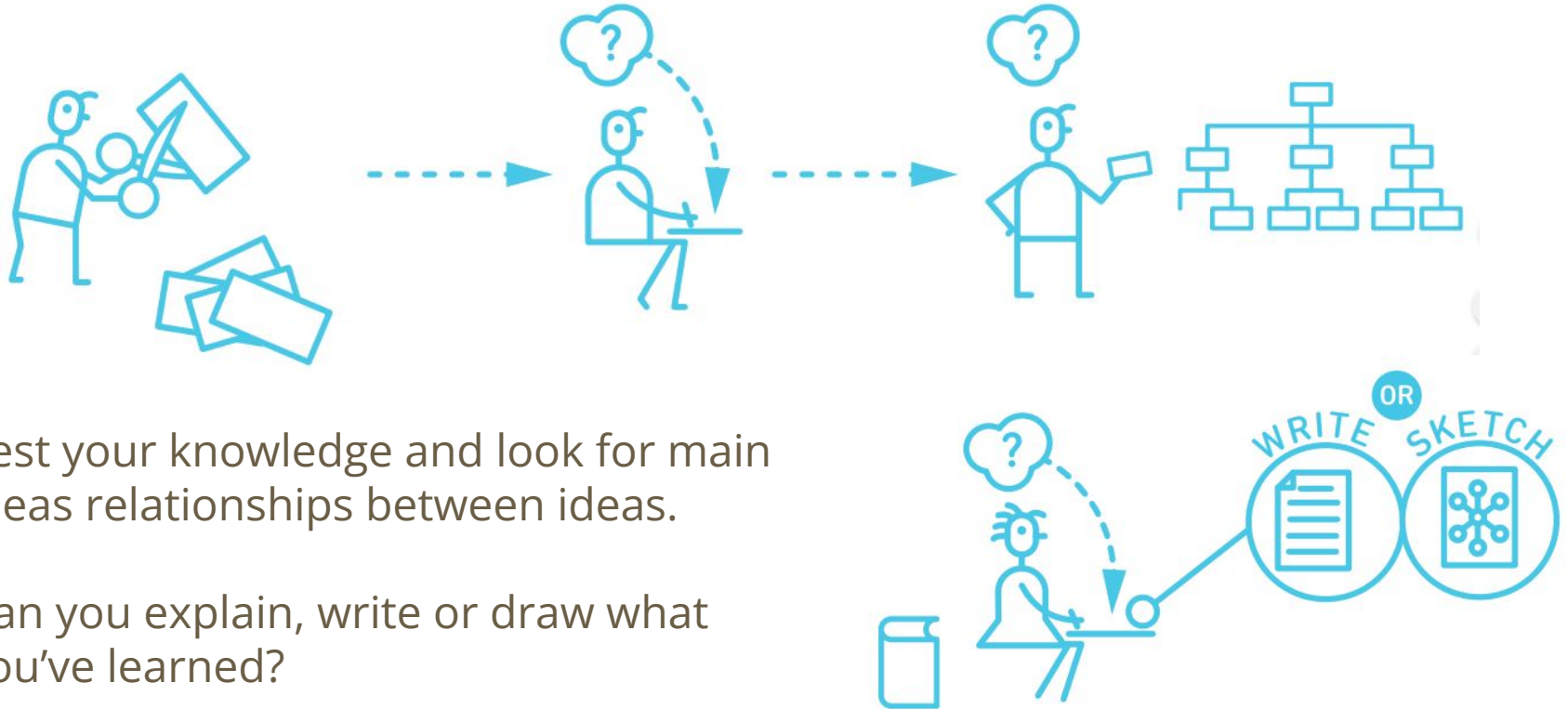


M T W Th F Sa Su M T W Th F Sa Su



5 hours spread out over two weeks is more effective than 5 hours all at once.

Self-testing, or Retrieval practice



Test your knowledge and look for main ideas relationships between ideas.

Can you explain, write or draw what you've learned?

Dual Coding

Code knowledge in your brain two ways by linking what you read/hear to a visual!

