

ALEKS Access Guide

BEFORE YOU BEGIN...

If you have a SAT, ACT, and/or AP scores, send your test results to [UCI Admissions](#) *before* you sign up for an ALEKS assessment. Eligible scores may help place you into Math courses without having to participate in the ALEKS Prep for Calculus assessment.

In the event of processing delays, please be prepared to provide your academic advisor with an unofficial copy of these documents.

ALEKS Access Guide

1. Click on the hyperlink provided on the ATC Website. You may also use the following: <http://aleks.com/uci/>

Option 1: Completing Math 1B with a grade of C or higher

A grade of C or better in Mathematics 1B will allow you to enroll in Mathematics 2A or 5A.

Students are encouraged to read carefully all of the information on this [webpage](#) to help them decide the best Math course, either Math 1A or Math 1B.

Option 2: By taking the ALEKS Placement exam and scoring 80% or higher.

1. Purchase access to the ALEKS PPL Module

You must purchase access online for \$20 and set up your account before you can take the test.

You must purchase and access the ALEKS Calculus module through [this link](#).



Please note that access codes may only be purchased once and the results of your second attempt is final. You cannot repurchase access to receive additional attempts.

A score of **80% or better** on either attempt will place you into Mathematics 2A or Math 5A. If you do not score 80% or better on both attempts, then you must complete Math 1B with a grade of C or higher.

2. Set up an appointment to have the exam proctored.

This exam **MUST** be taken in the presence of a valid proctor, who will provide you the password to access the exam.

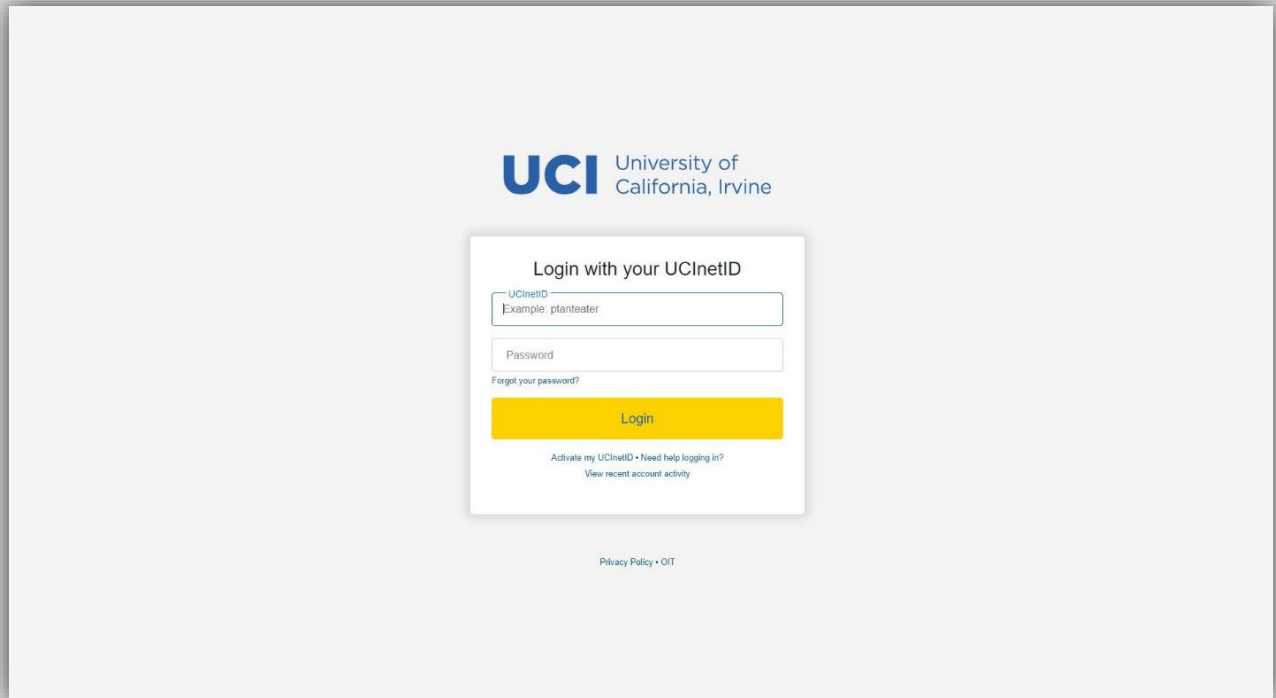
The two options for proctoring this exam are:

Proctoring Option 1: Sign up to take the placement exam(s) via our online proctoring service, **ProctorU**, for an additional fee of \$19.

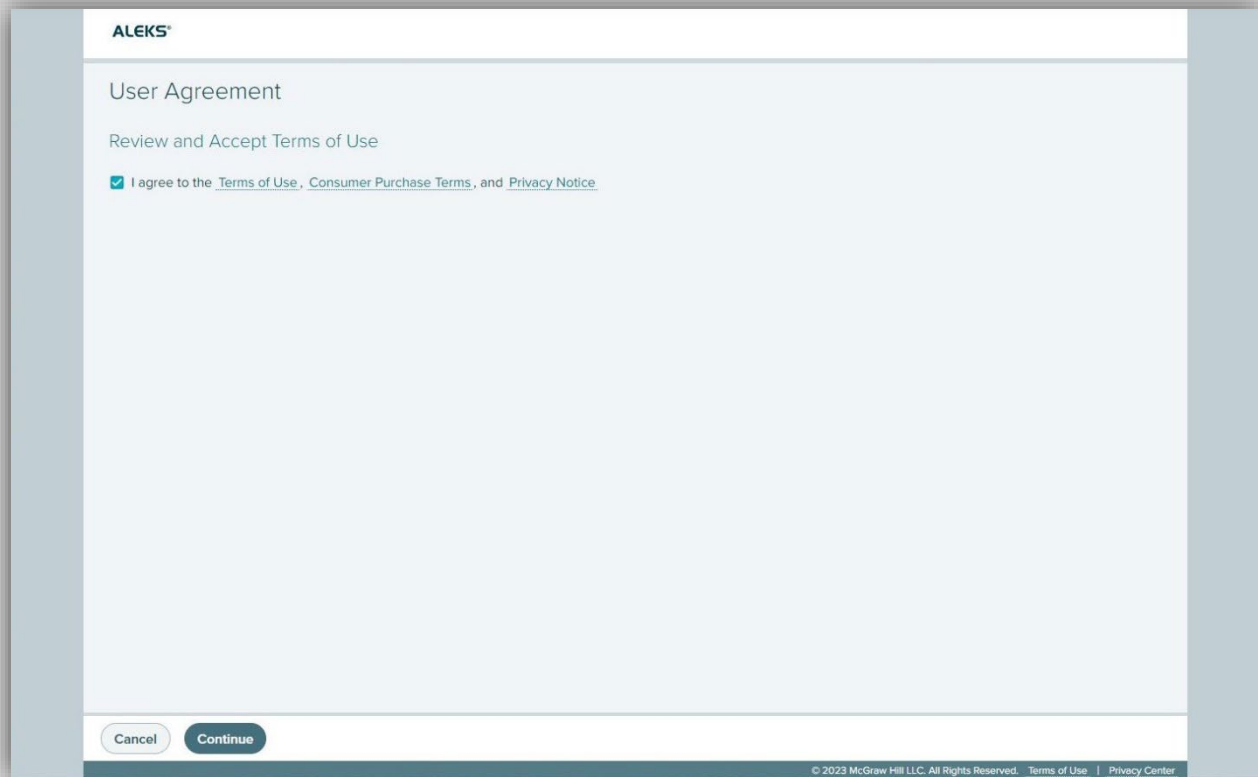
This option requires you to have a computer, a webcam, and a valid photo ID at the time of your exam. Schedule your exam with ProctorU at least 3 days in advance to avoid late fees!

ALEKS Access Guide

2. Sign in with your UCINetID and accept the User Agreement to pair your account.

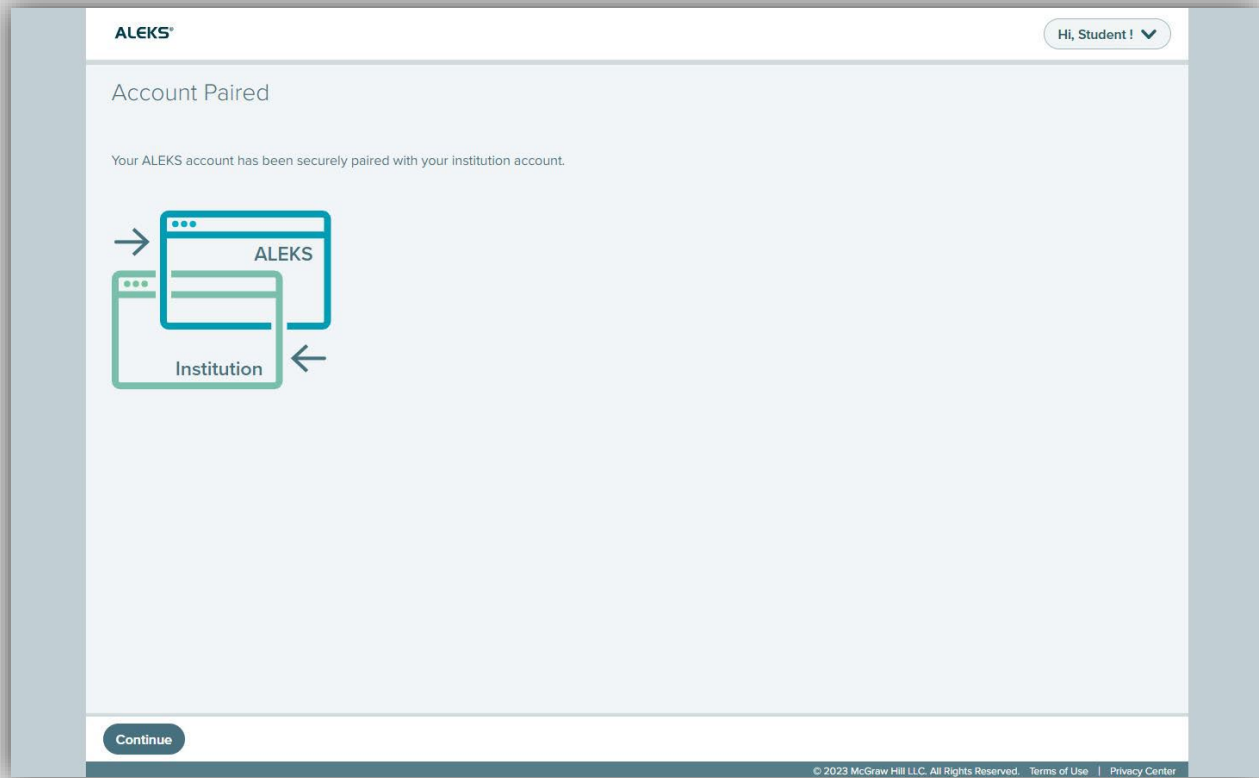


The image shows the login page for the University of California, Irvine (UCI). At the top center is the UCI logo and the text "University of California, Irvine". Below this is a white box titled "Login with your UCINetID". Inside the box, there are two input fields: "UCINetID" with the example "ptanteater" and "Password". Below the password field is a link "Forgot your password?". A yellow "Login" button is positioned below the input fields. At the bottom of the box are two links: "Activate my UCINetID • Need help logging in?" and "View recent account activity". Below the box, centered, are links for "Privacy Policy" and "OIT".

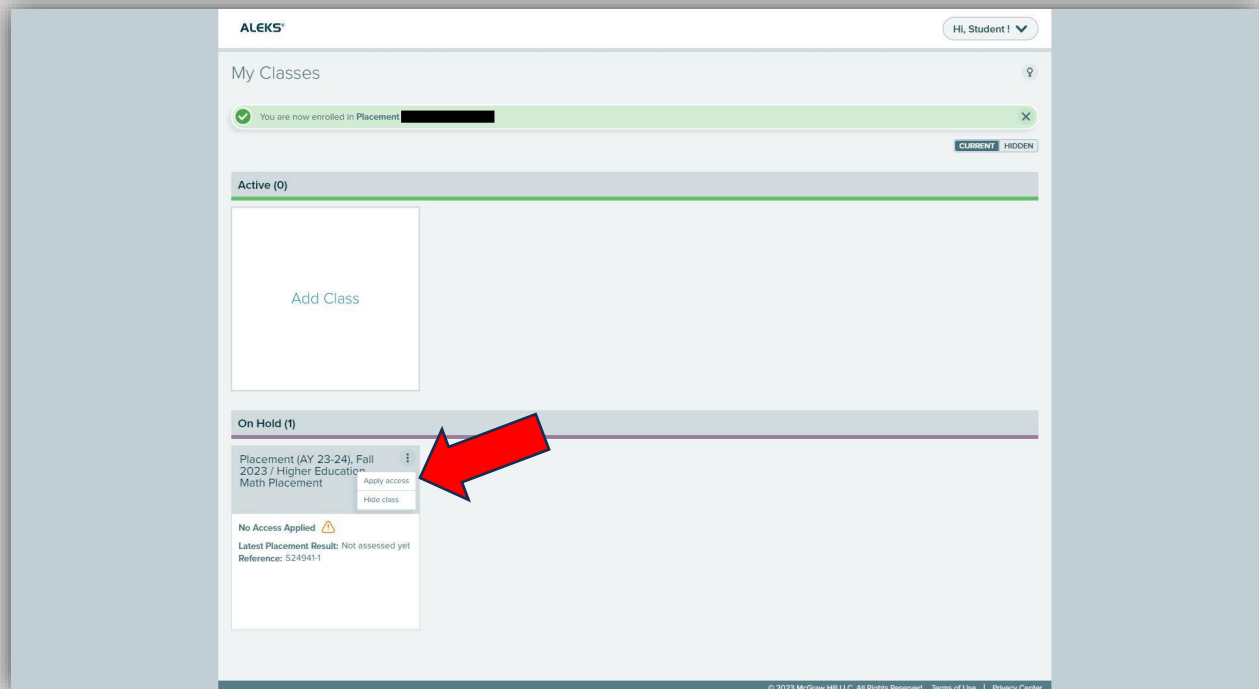


The image shows the ALEKS User Agreement page. At the top left is the ALEKS logo. The main heading is "User Agreement". Below it is the sub-heading "Review and Accept Terms of Use". There is a checked checkbox followed by the text "I agree to the [Terms of Use](#), [Consumer Purchase Terms](#), and [Privacy Notice](#)". At the bottom left are two buttons: "Cancel" and "Continue". At the bottom right, there is a small copyright notice: "© 2023 McGraw Hill LLC. All Rights Reserved. [Terms of Use](#) | [Privacy Center](#)".

ALEKS Access Guide



3. Select options > 'Apply Access' > 'No I need to purchase an access code.'



ALEKS Access Guide

ALEKS[®] Hi, Student! ▾

Apply Access

Account Status

Do you have an access code?

No, I need to purchase an access code.

Yes, I have an access code.

Cancel Continue

© 2023 McGraw Hill LLC. All Rights Reserved. Terms of Use | Privacy Center

4. Enter your UCI email, school, billing address, and payment information.

McGraw Hill ALEKS[®] Help ▾

Additional Information

Personal Information

Email Address

anteater@uci.edu

School

School Selected Remove

Univ Of Calif Irvine
Irvine, CA

By clicking "Continue", I confirm that I have read and agree to the terms of the McGraw Hill Terms of Use ▾, the Consumer Purchase Terms ▾ if applicable, and Privacy Notice ▾.

Cancel Continue

TERMS OF USE ▾ | PRIVACY CENTER ▾ | REPORT PIRACY ▾ | SITE MAP ▾

©2023 McGraw Hill. All Rights Reserved.

ALEKS Access Guide

Billing Address

For credit card purchases, please enter billing information exactly as it appears on your credit card account.

All fields are required unless noted otherwise.

First Name: Last Name:

Country:

Street Address:

Unit (optional):

City/Town:

State/Province: Postal/Zip Code:

Phone Number: What is this for?

* This product is accessed online and does not require shipping.

[CANCEL](#) [REVIEW ORDER >](#)

Order Information

ALEKS Placement, Preparation and Learning (ALEKS PPL)
ISBN: 1259989151
Quantity: 1

\$16.01

Access:
This product has unlimited access.

Subtotal: \$16.01

Tax (exemptions): -

Total: \$16.01

By clicking "Accept All", you agree to the storing of cookies on your device to enhance site navigation, analyze site usage, and assist in our marketing efforts. [McGraw Hill Privacy Center](#) [Cookies Settings](#) [Accept All](#)

Product Info	Format	Price	Total
<p>ALEKS Placement, Preparation and Learning (ALEKS PPL) ISBN: 1259989151</p> <p>Access: This product has unlimited access.</p>	DIGITAL ACCESS	\$16.01	\$16.01
Are you tax exempt?		Subtotal:	\$16.01
		Service Fee: 0	\$3.99
		Tax:	\$0.00
		Order Total:	\$20.00

Billing Address

Peter Anteater
3040 Anteater Instruction and Research Building
WRIGHTWOOD, CA 92397
US
9498246207

Payment Method

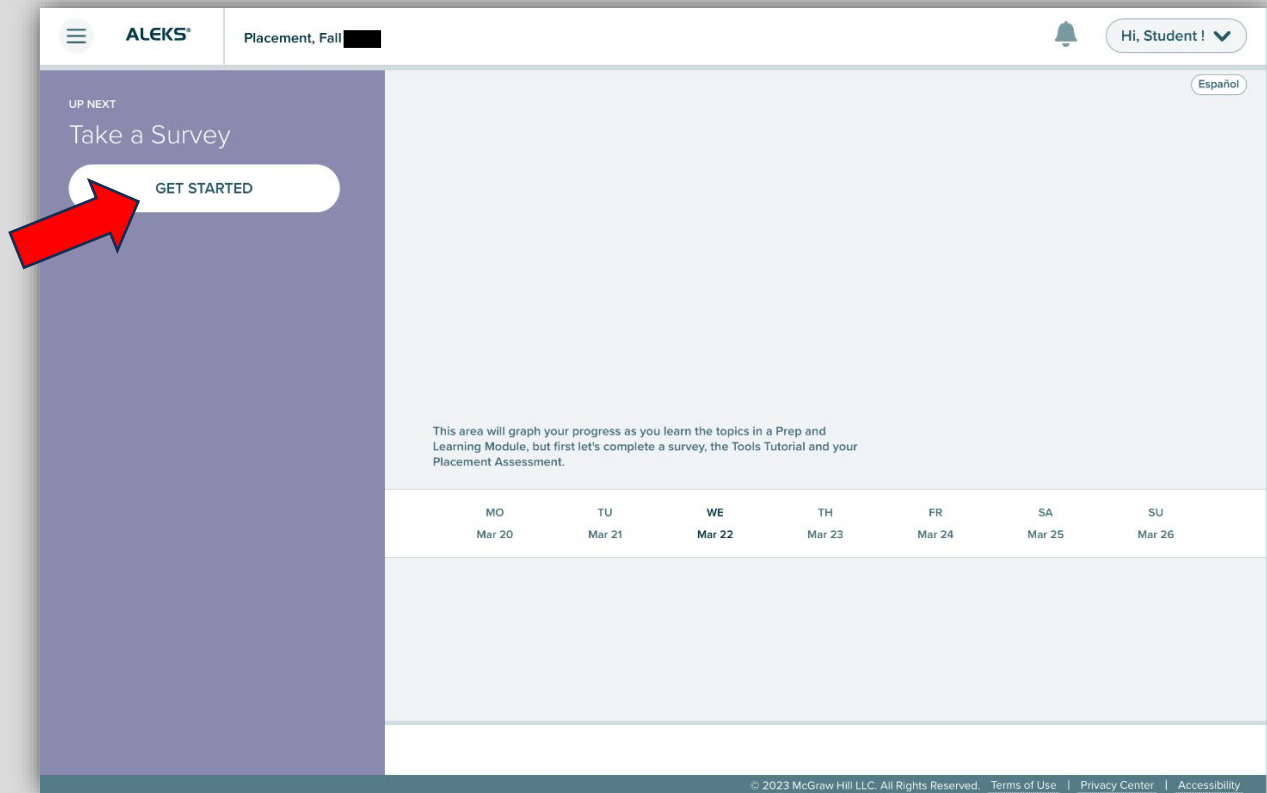
By selecting Payment, you agree to the McGraw Hill Terms of Use, the Consumer Purchase Terms, and Privacy Notice. Selecting Payment will take you to a secure page to enter your payment information.

[< EDIT ADDRESS](#)
[PAYMENT >](#)

By clicking "Accept All", you agree to the storing of cookies on your device to enhance site navigation, analyze site usage, and assist in our marketing efforts. [McGraw Hill Privacy Center](#) [Cookies Settings](#) [Accept All](#)

ALEKS Access Guide

5. Complete the survey and tools tutorial to access the first attempt. Note: The learning module is not available until the first attempt has been completed.



6. Schedule an appointment with an approved proctor whether it is through our Academic Testing Center or through ProctorU. The proctor will provide the password at the time of the exam. You cannot take the ALEKS assessment unless a proctor is present.

Proctoring Option 1: Sign up to take the placement exam(s) via our online proctoring service, [ProctorU](#), for an additional fee of \$19.

This option requires you to have a computer, a webcam, and a valid photo ID at the time of your exam. Schedule your exam with ProctorU at least 3 days in advance to avoid late fees!

Information about ProctorU:

<https://drive.google.com/file/d/1Pn7vBBHEe6PDb98xwvgtjZxbDjnTzGXW/view>

ProctorU Technical Support: 855-772-8678

Proctoring Option 2: Register to take the placement exam at our office on campus for free. To schedule an appointment, contact us via email testcenter@uci.edu.

ALEKS Access Guide

The screenshot shows the ALEKS interface for a Placement Assessment. The top navigation bar includes the ALEKS logo, the course title "Placement, Fall [redacted]", a notification bell, and a user greeting "Hi, Student!". A language selector for "Español" is in the top right. The main content area is split into a purple sidebar on the left and a white main area on the right. The sidebar contains the text "UP NEXT Placement Assessment", "Time Limit: 2h 0m", "Proctored", and a "GET STARTED" button. The main area contains a message: "This area will graph your progress as you learn the topics in a Prep and Learning Module, but first let's complete a survey, the Tools Tutorial and your Placement Assessment." Below this is a calendar grid for the week of Feb 27 to Mar 5.

MO	TU	WE	TH	FR	SA	SU
Feb 27	Feb 28	Mar 1	Mar 2	Mar 3	Mar 4	Mar 5

© 2023 McGraw Hill LLC. All Rights Reserved. [Terms of Use](#) | [Privacy Center](#) | [Accessibility](#)

The screenshot shows a "Proctor Password Required" page. The top navigation bar includes a menu icon, the title "Proctored Placement Assessment", and a "Student" dropdown. A language selector for "Español" is in the top right. The main content area features a large icon of a document and a person, the heading "Proctor Password Required", and the text "Cohort: Placement [redacted]". Below this is a "Password:" label followed by an input field. At the bottom, there is a link: "Don't know the password for this Placement Assessment? Please contact your institution."

7. At this point you will start the ALEKS assessment with a 2-hour time limit.

ALEKS Access Guide

- (OPTIONAL) Complete 10 hours within the learning module to unlock 2nd attempt if you do not achieve a score of 80% or above.

The screenshot displays the ALEKS Placement Assessment interface. At the top, there is a navigation bar with the ALEKS logo, a user profile dropdown showing 'Hi, Student!', and a language selector set to 'Español'. The main content area is divided into two columns. The left column contains a blue header with the text 'UP NEXT Improve Your Knowledge in a Prep and Learning Module' and a 'GET STARTED' button. Below this is a 'PLACEMENT ASSESSMENT' section with a 'View Report' link. The assessment details show 'Attempt: 2 of 2', 'Time Limit: 2h 0m', and 'Proctored' status. A progress indicator shows '10 hours' remaining in the learning module. The right column features a large empty area for a progress graph, with a note stating 'This area will graph your progress as you learn the topics in a Prep and Learning Module.' Below the graph area is a table with columns for days of the week (MO, TU, WE, TH, FR, SA, SU) and corresponding dates (Jul 24, Jul 25, Jul 26, Jul 27, Jul 28, Jul 29, Jul 30). The footer contains copyright information: '© 2023 McGraw Hill LLC. All Rights Reserved. Terms of Use | Privacy Center | Accessibility'.

- (OPTIONAL) Schedule an appointment to retake your exam. You must wait at least 48 hours before trying again.