

A nighttime photograph of the Design Museum building, a modern structure with a prominent glass facade. The building is illuminated from within, casting a warm glow. The sky is dark blue, and the foreground is dominated by the dark, bare branches of trees. A yellow rectangular box is superimposed over the middle of the image, containing the text 'enriching the Design Museum's handling collection'. In the bottom left corner, the museum's logo is visible.

enriching the Design Museum's  
handling collection

the  
DESIGN  
MUSEUM

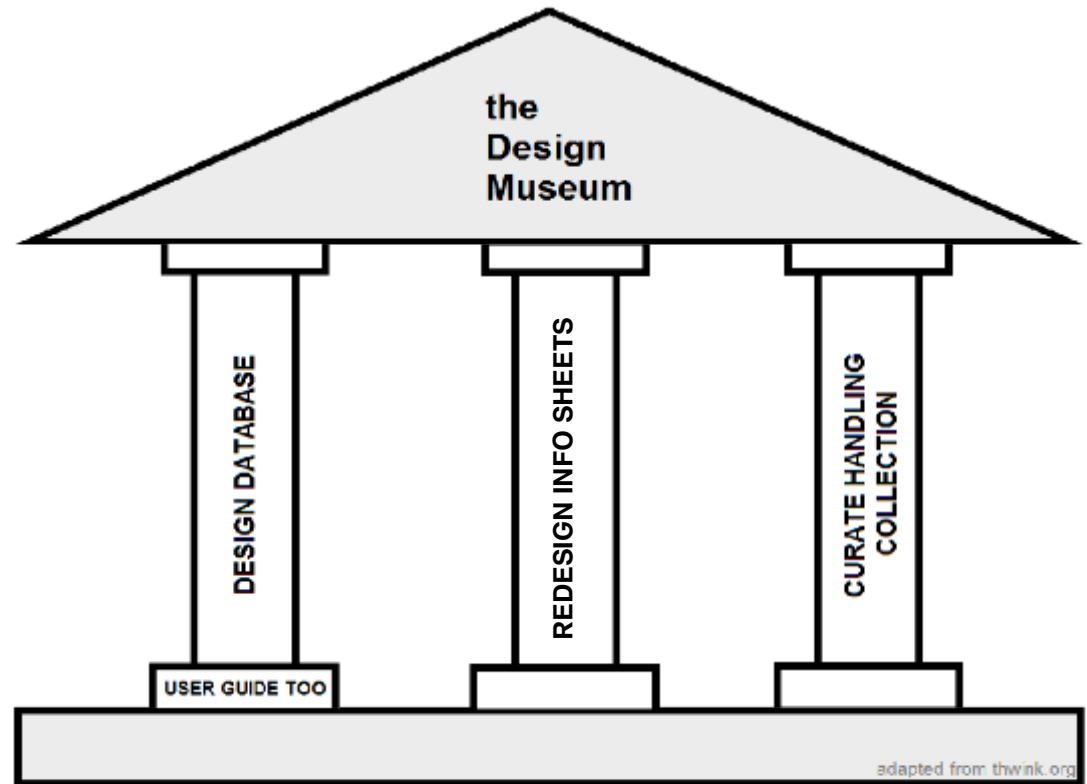
## our mission

To determine the best way to present and organise the London Design Museum's current handling object collection in a way that is both informative and memorable for museum staff and visitors

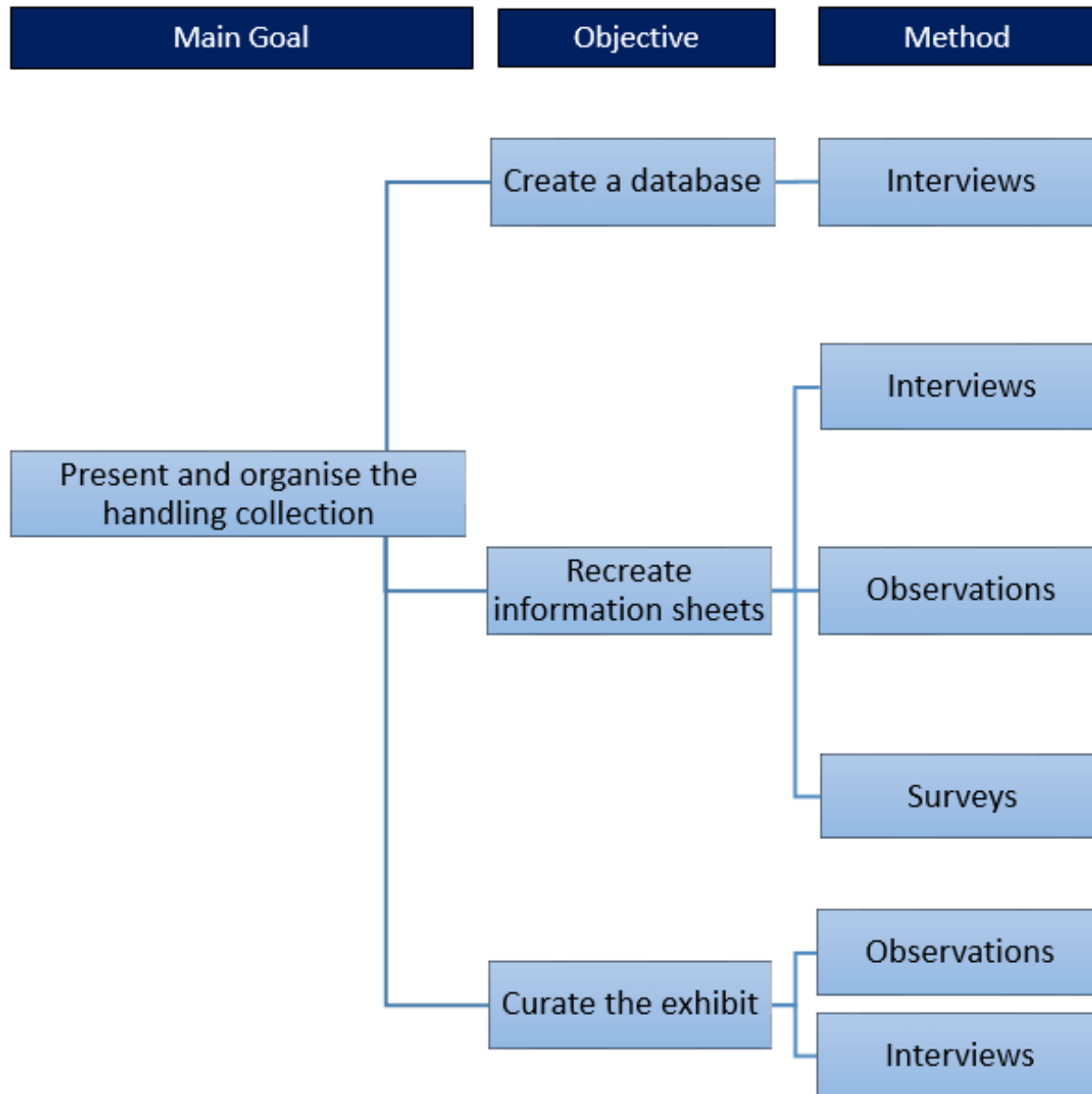


## our goals

1. create a database
2. redesign information sheets
3. curate the exhibits




# our methods and results



# database

interviews with staff

prototyping



Google Sites

# wikia

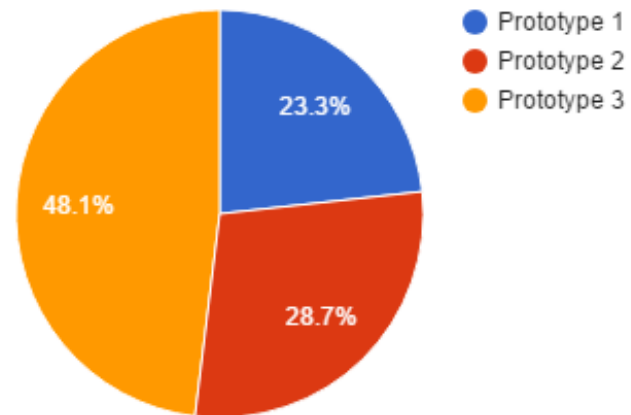
# information sheets

interviews

surveys with student groups



survey of general museum visitors

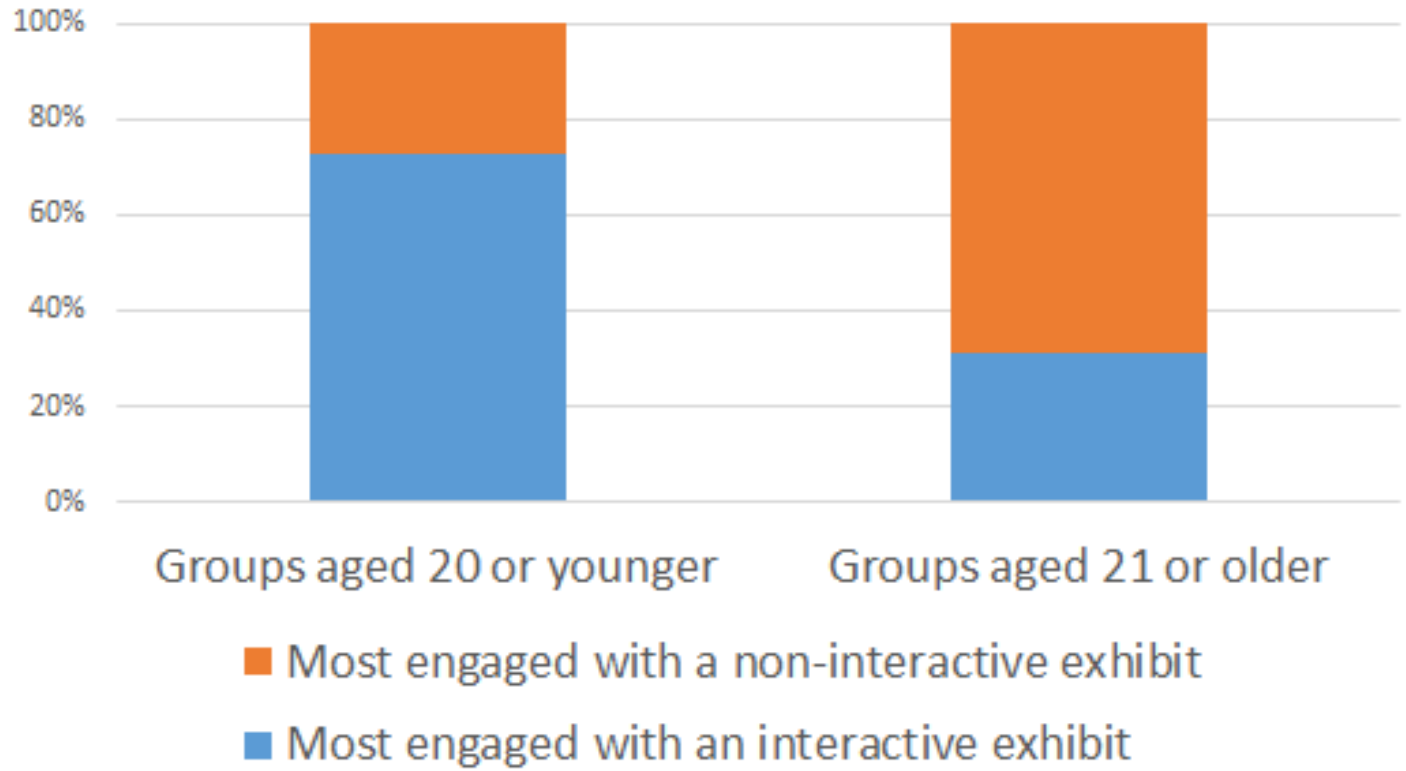


# curation

## DMU Observation Data

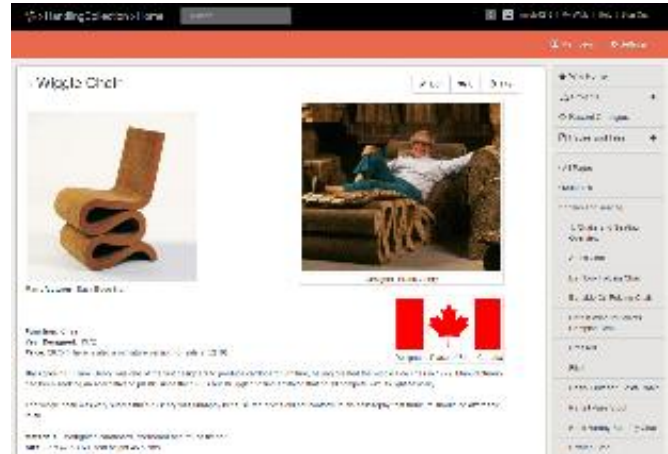
interviews

observations



# our final products

database



information sheets



curation



the DESIGN MUSEUM



# database

searchable

condition update

image pages

user guide

The screenshot shows a web interface for the Design Museum's Database for the Handling Collection. At the top left, there is a "home" link with a star icon. To the right, there are utility icons: "Edit" (pencil), "0" (comment), "5" (share), and a menu icon. Below this is a welcome message: "Welcome to the Design Museum's Database for the Handling Collection!". Underneath, it says "The Collections:" followed by three image thumbnails. The first thumbnail shows several colorful sheets of paper (green, yellow, orange, red, blue) with the caption "Materials". The second thumbnail shows a wooden chair with a curved backrest, with the caption "Chairs and Seating". The third thumbnail shows a glass pitcher with a yellow lid and a glass of orange juice, with the caption "Stranger by Design". Below these are two more image thumbnails. The first shows a red desk lamp with the caption "Lighting". The second shows a black portable radio with the caption "Designer Maker User".

# information sheets

engaging layout

timeline

context

**the DESIGN MUSEUM**

---

**background**

He started working with Alessi in 1985 and through this partnership was able to create the Mr. Cold soap dispenser. Mr. Cold is meant to appear as though his nose is running and he has a cold. When you push his head down, the soap or hand lotion comes out.

---

**what it's made of**

thermoplastic resin


---

**why is it at the Design Museum?**

An example of a fun, child-friendly design that also serves a purpose and can help to promote healthy habits

**product name:**

## Mr. Cold




£23

manufactured by:

## ALESSI

---

**function**

soap dispenser  Flip paper to see it in action

---

**Massimo Giacomini for Alessi in 2002**


Born in Italy in 1961, Massimo Giacomini is a famous cartoonist who is well known for his comic strips. Giacomini has designed many different types of things from carpets to television theme songs.

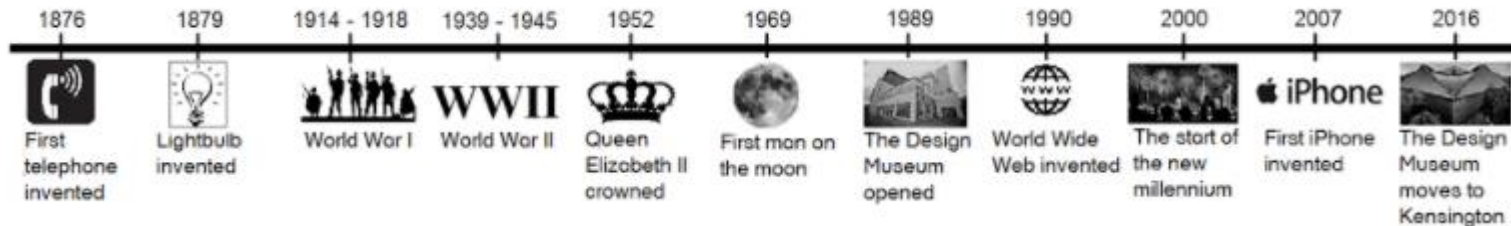
**strengths**

- Fun, whimsical design for a soap dispenser
- Promotes hand washing with little kids

**weaknesses**

- Expensive for a soap dispenser
- Can leak from the hood area
- Needs to be half full to be usable





Year	Event
1876	First telephone invented
1879	Lightbulb invented
1914 - 1918	World War I
1939 - 1945	World War II
1952	Queen Elizabeth II crowned
1969	First man on the moon
1989	The Design Museum opened
1990	World Wide Web invented
2000	The start of the new millennium
2007	First iPhone invented
2016	The Design Museum moves to Kensington


the DESIGN MUSEUM

10

# curation of work in progress

invitation and touch signs

storytelling



## need some inspiration for your designs?

Check out our interactive materials  
exhibit!

- See how raw materials are used in everyday objects.
- Discover the properties and uses of common materials like aluminum, copper, and plywood.
- Feel free to T O U C H the exhibit.

Just make sure every thing gets put back  
the way you found it!

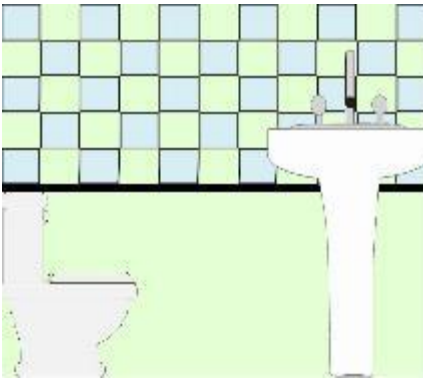
---

the  
DESIGN  
MUSEUM

# curation of creative workshops

context

room concept



# taking the project further

lighting

cord management

continue population



# thank you

advisors

david Houston

the Design Museum

the learning department

staff @ the Museum of London

staff @ University College London

staff @ the Horniman Museum & Gardens



**questions?**

designmuseum17@wpi.edu