


Getting Started Is Easy

PLTW Students - Just follow the simple steps below to begin building your STEM Premier profile.

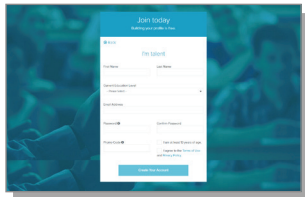
Helpful items to have ready:

- School transcript
- Earned certificates
- Standardized test scores (PLTW, ACT, ASVAB, etc.)
- Resume
- Awards received
- Files to upload (projects, presentations, etc.)
- Any thing else you would like to showcase



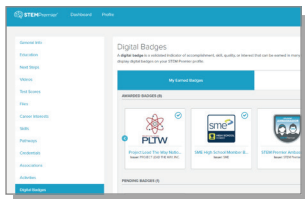
1 Go To The Special Portal

- Go to www.stempremier.com/pltw
- Click **Start Your Free Profile Now**



2 Join STEM Premier

- If possible, please use your **personal email address** to make sure important messages and notifications are received
- Register and click **Create Your Account**
- Follow the **steps on your screen** to add a profile picture, your current school, next steps, and career interests
- Make sure to verify your email - just open the email we sent and click **Verify My Email**



3 Add Your PLTW experience!

- Click **Profile** at the top and select **Edit Profile** to the right
- Add PLTW courses in the **Education Section** (All official courses begin with "PLTW" - Ex: **PLTW - Principals of Engineering**)
- Add PLTW end of course assessments in the **Test Scores Section**
- Check out your profile - **you've received the PLTW Badge!**