


Caring for the Sizakuyenza Safe House

Facilities: Drying Lines

How to Adjust:

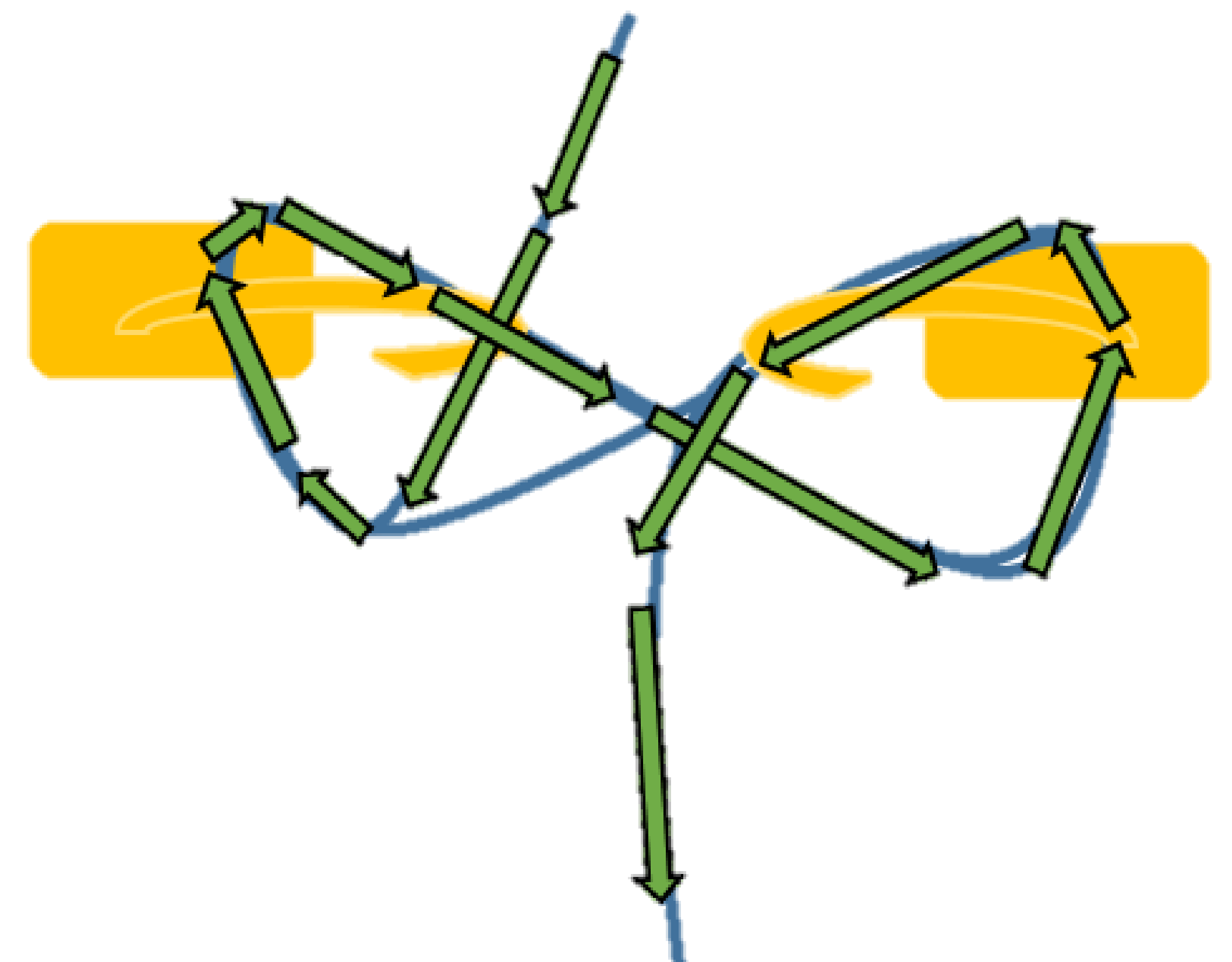
The lines can be moved up and down so that the kids can't reach them

1. Unwrap the line from the hooks about a meter so the line is about a half meter from the ground and you can reach it
2. Wrap the line back around the hooks to secure
3. Pin laundry onto line
4. Pull line tight so it is out of reach
5. Wrap the line around the hooks to secure it
6. Let the clothes dry
7. Unwrap and lower the line to take laundry off



How to wrap line:

Wrap three times in a figure-8 pattern



Caring for the Sizakuyenza Safe House Facilities: The Fountain

Water Level


- The basin should always be filled about $\frac{3}{4}$ of the way so the pump does not break
- Add water especially during hot days
- The basin should be cleaned of large leaves, dirt, or trash to stay appealing

Environment

- The fountain is a space for relaxation and thinking
- Children around the fountain should always be watched
- Enjoy the many sights, smells, and sounds that make up the calm fountain area

Plants

- Be mindful of the delicate plants around the fountain
- Water the plants around the fountain every day



Caring for the Sizakuyenza Safe House

Facilities: The Garden

Watering

- Water lightly every other day (more in the dry season)
- Do not spray right at the ground so that soil does not wash away
- Use a wider, softer spray with the hose

When to Pick

- Patience is key when picking
- Each crop is different for growth time
- Make sure it is the right color
- Make sure they are large
- Do not eat anything with rodent or animal holes

Weeding

- Keep outside plants (like weeds and grass) out of the garden to protect the plants
- Pull the weed out slowly. Try to remove the whole root

Planting

- Follow planting calendar for each season
- When replanting every year, add 5 shovelfuls (from own compost pile) or half of a bag (bought from nursery) of compost to each bed

