

Teach your students about the people who decide which laws to pass. Activate the critical thinking skills of your students by having them decide the laws that they would like to modify!

Learning Objectives

- Students will be able to identify the three branches of government.
- Students will be able to identify the people that are involved in each branch.
- Students will be able to describe the functions of each branch.

Materials and preparation

- Poster board
- Class set of the [Three Branches of Government Matchup](#) worksheet
- Class set of the [The Three Branches of Government](#) worksheet
- Class set of the [Branches of U.S. Government](#) worksheet
- Index cards
- Projector
- Computers
- Notebook paper
- [Three Branches of Government House School Rock](#) by ABC

Attachments

- Three Branches of Government for Kids (PDF)
- The Three Branches of Government (PDF)
- Branches of the U.S. Government (PDF)

Introduction (20 minutes)

- Tell your students that they will be learning about the three branches of government in the United States.
- Put up a poster board, and divide it into two columns. Label the first column *know* and the second column *learned*.
- Ask your students to tell you what they know about the three branches of government.
- Write down the information that your students tell you on the poster.

Explicit Instruction/Teacher modeling (20 minutes)

- Pass out The Three Branches of Government worksheet to your students.
- Go over the worksheet with your students and explain the three branches in detail.
- For example, tell your students that vetoing a law means that when Congress sends a bill to the Executive Branch, the President can reject it. After that, the bill goes back to Congress. If two-thirds of the members of Congress want it to become a law, it becomes a law even though the President has rejected it. This is a form of checks and balances between the branches of government.

Guided Practice (20 minutes)

- Ask your students to complete the Branches of the U.S. Government worksheet using the Three Branches of Government worksheet and ideas they heard during your instruction.
- Go over the worksheet with your students as a class.

Independent working time (10 minutes)

- Give your students three index cards each.
- Ask your students to write the name of the branch on the front of the card. Have them also include the people who make up that branch underneath the name of the branch.
- Direct your students to write two jobs of that branch on the back of the card.

Differentiation

Enrichment:

- Ask your students to think about current laws.
 - Have them pick a law that they don't like.
 - Instruct them to research the law and to write the ideas about the law and the consequences for breaking the law in the first paragraph.
 - Have them write how they would modify the law to make it more suitable to them in the second paragraph.

Support:

- Play the video [Three Branches of Government House School Rock](#) by ABC.
- Ask your students to describe the three branches of the government to you using examples from the video. Clarify concepts that are still unclear to your students.

Assessment (10 minutes)

- Ask your students to complete the Branches of Government Match-Up worksheet.

Review and closing (15 minutes)

- Review the poster with the two columns that you used during the introduction.
- Ask your students what they learned from the unit and write the things that they learned in the second column.
- Ask them if they were surprised about any of the information they learned today, and which branch of government they believe is the most influential.

3 Branches of Government Match-up

Put each word below under the branch that they best represent.

LEGISLATIVE

EXECUTIVE

JUDICIAL

SENATORS

SUPREME COURT

THE VICE PRESIDENT

CONGRESS

JUSTICES

REPRESENTATIVES



THE PRESIDENT

CABINET MEMBERS



Executive Branch:

The president leads the executive branch, carrying out laws, vetoing laws, directing national defense, and directing government. This branch works in the White House.




Judicial Branch:

The Supreme Court, made of nine judges, leads the Judicial Branch. This branch reviews laws and decides cases that involve states' rights. This branch works in the Supreme Court Building.

Legislative Branch:

The House of Representatives includes 435 voting members, and the Senate includes 100 people. These people make up Congress, and they lead the legislative branch. They make laws, then send them to the president for approval. This branch works in the United States Capitol.



BRANCHES OF THE US GOVERNMENT

FILL IN THE BRANCHES OF THE U.S. GOVERNMENT.




CAPITOL BUILDING

CONSTITUTION



[Empty rectangular box for labeling]

[Empty rectangular box for labeling]



WHITE HOUSE

[Empty rectangular box for labeling]

[Empty oval for labeling]

[Empty oval for labeling]

[Empty oval for labeling]

[Empty oval for labeling]

[Empty oval for labeling]