

Incoming 1st Grade Summer Assignment

Dear Incoming 1st Grade Families,

I am excited to welcome your child to 1st Grade in August! This learning packet is filled with many reading, writing, and math activities. Over the summer, I strongly encourage you to set aside time for your child to work on these skills to ensure continued progress in 1st Grade.

- **Summer Practice Packet**

Great for helping your child keep their phonics, writing, and math skills sharp. Make sure to review the page with your child before they begin so they know how to complete each section.

- **My Summer Journal**

On the back of the cover page is a list of writing ideas. Please make sure this is in your child's own writing. They will illustrate their writing at the top of the page.

- **Read Your Way Into First Grade!**

Daily reading (whether on their own or listening to someone reading) is crucial in developing language skills, vocabulary, and writing skills. Included is a list of great summer reads!

Reading Response Sheets:

- Summertime Summarizing
- A Summery Book
- Sweet Summertime


These should be completed after reading *three different fiction books* at your child's reading and interest level.

This packet is due Tuesday, August 20.

Have a great summer and happy learning!

Blessings,

Ms. O



My **SUMMER** practice packet

name: _____




Count forward from the given number:

6 _____


10 _____

3 _____


Write the beginning sound in each word:



____ug



____un



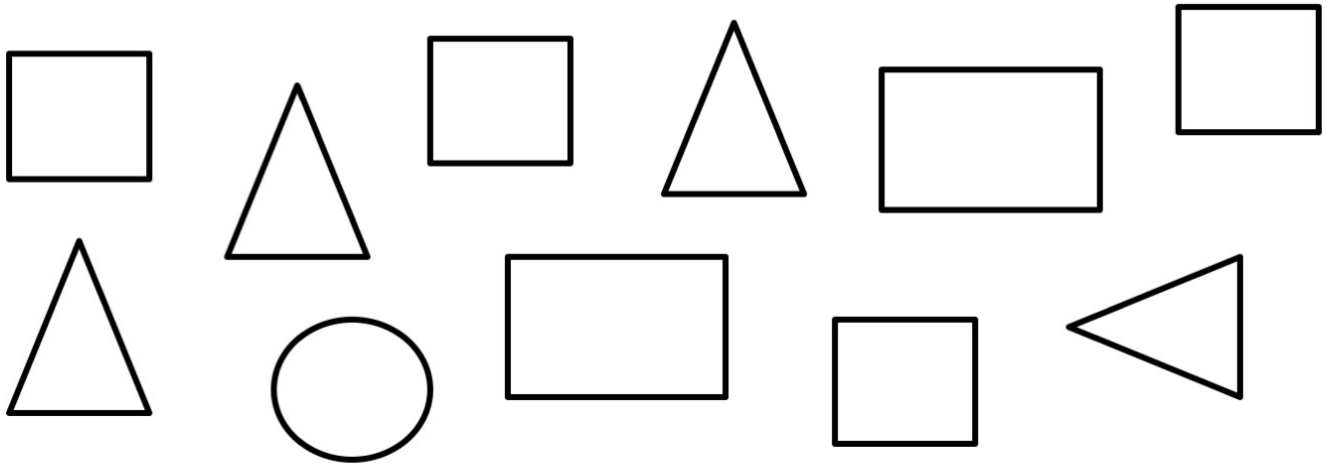
____uck

Trace the sentence:

Do you like to swim?

Write the sentence:


Color the squares:



Write the ending sound in each word:



be ____



we ____




ne ____

Find the words:

down
has
out
this
were
will


w	n	a	t	m	o	w	e
f	e	d	o	w	n	i	k
r	l	l	x	e	c	l	i
o	g	f	h	r	o	l	k
u	w	b	a	e	v	n	p
t	h	i	s	c	r	h	e

Count the objects. Write and solve the equation:




$$\underline{\hspace{2cm}} + \underline{\hspace{2cm}} = \underline{\hspace{2cm}}$$

Write the ending sound in each word:



pi ____



li ____






pi ____

Write five words that rhyme with hat:



Count the objects. Write and solve the equation:



+

=


Write the ending sound in each word:



lo_____



po_____




fo_____

Write five words that rhyme with sun:



Count the objects. Write and solve the equation:



$$\underline{\hspace{2cm}} + \underline{\hspace{2cm}} = \underline{\hspace{2cm}}$$

Write the ending sound in each word:



bu ____



mu ____




dru ____

Write five words that rhyme with bug:




Write and solve the subtraction problem:




$$\underline{\hspace{2cm}} - \underline{\hspace{2cm}} = \underline{\hspace{2cm}}$$


Write the middle sound in each word:



c ___ t




w ___ b




m ___ p

Use the word fish in a sentence:



Write and solve the subtraction problem:




_____ - _____ = _____

Write the middle sound in each word:



b__d



b__g



n__t


Use the word jump in a sentence:




Complete the ten frame to make a ten:



$$\underline{\quad} + \underline{\quad} = 10$$



$$\underline{\quad} + \underline{\quad} = 10$$



$$\underline{\quad} + \underline{\quad} = 10$$


Write the middle sound in each word:



b ___ s




m ___ g



f ___ x

Make a list of items you would take to the beach:


Complete the ten frame to make a ten:



$$\underline{\quad} + \underline{\quad} = 10$$



$$\underline{\quad} + \underline{\quad} = 10$$




$$\underline{\quad} + \underline{\quad} = 10$$

Write the middle sound in each word:



m___p




f___n





p___n

Write 5 things you can hear in the summer:




Write the number of blocks on the line, then color the bucket that has the most.









Color the images that begin with /sh/:




Write as many words as you can that start with /m/:




Write the number of blocks on the line, then color the bucket that has the most.







Color the images that begin with /th/:



Write as many words as you can that start with /c/:

Color the thumb to show if the equation is true or false:



$$4 + 3 = 7$$



$$5 + 4 = 10$$




$$7 + 2 = 5$$


Write the beginning blend:



___ __um



___ __og





___ __ag

Circle the pictures that have 1 syllable.

Put a box around the pictures that have 2 syllables.

Underline the pictures that have 3 syllables.



Color the thumb to show if the equation is true or false:



$$2 + 3 = 6$$




$$4 + 4 = 8$$




$$9 + 1 = 10$$


Write the beginning blend:



___ __ **ab**



___ __ **oud**


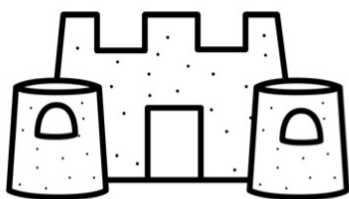


___ __ **apes**

Circle the pictures that have 1 syllable.

Put a box around the pictures that have 2 syllables.

Underline the pictures that have 3 syllables.




Name _____

Date _____



Spinning Summer Treats

Use the point of your pencil and a paperclip to make a spinner. Color a box on the graph each time you land on that treat. Stop when one treat reaches the top!

Spin:



Analyze:



Graph:




Name _____


Date _____


Collecting Shells


Fact Fluency Practice


Set the timer for one minute and see how many shells you can collect!



$$\begin{array}{r} 4 \\ + 1 \\ \hline \end{array}$$



$$\begin{array}{r} 3 \\ + 1 \\ \hline \end{array}$$



$$\begin{array}{r} 2 \\ + 2 \\ \hline \end{array}$$



$$\begin{array}{r} 3 \\ + 2 \\ \hline \end{array}$$



$$\begin{array}{r} 2 \\ + 1 \\ \hline \end{array}$$



$$\begin{array}{r} 3 \\ + 2 \\ \hline \end{array}$$



$$\begin{array}{r} 3 \\ + 0 \\ \hline \end{array}$$



$$\begin{array}{r} 2 \\ + 2 \\ \hline \end{array}$$



$$\begin{array}{r} 3 \\ + 1 \\ \hline \end{array}$$



$$\begin{array}{r} 4 \\ + 2 \\ \hline \end{array}$$



$$\begin{array}{r} 4 \\ + 1 \\ \hline \end{array}$$


$$\begin{array}{r} 3 \\ + 2 \\ \hline \end{array}$$


$$\begin{array}{r} 2 \\ + 1 \\ \hline \end{array}$$


$$\begin{array}{r} 5 \\ + 2 \\ \hline \end{array}$$


$$\begin{array}{r} 1 \\ + 1 \\ \hline \end{array}$$


$$\begin{array}{r} 5 \\ + 0 \\ \hline \end{array}$$

Name _____

Date _____

Collecting Shells

Fact Fluency Practice

Set the timer for one minute and see how many shells you can collect!

$$\begin{array}{r} 4 \\ - 1 \\ \hline \end{array}$$

$$\begin{array}{r} 3 \\ - 1 \\ \hline \end{array}$$

$$\begin{array}{r} 2 \\ - 2 \\ \hline \end{array}$$

$$\begin{array}{r} 3 \\ - 2 \\ \hline \end{array}$$

$$\begin{array}{r} 2 \\ - 1 \\ \hline \end{array}$$

$$\begin{array}{r} 3 \\ - 2 \\ \hline \end{array}$$

$$\begin{array}{r} 3 \\ - 0 \\ \hline \end{array}$$

$$\begin{array}{r} 2 \\ - 2 \\ \hline \end{array}$$

$$\begin{array}{r} 3 \\ - 1 \\ \hline \end{array}$$

$$\begin{array}{r} 4 \\ - 2 \\ \hline \end{array}$$

$$\begin{array}{r} 4 \\ - 1 \\ \hline \end{array}$$

$$\begin{array}{r} 3 \\ - 2 \\ \hline \end{array}$$

$$\begin{array}{r} 2 \\ - 1 \\ \hline \end{array}$$

$$\begin{array}{r} 5 \\ - 2 \\ \hline \end{array}$$

$$\begin{array}{r} 1 \\ - 1 \\ \hline \end{array}$$

$$\begin{array}{r} 5 \\ - 0 \\ \hline \end{array}$$

MY SUMMER JOURNAL

Written by: _____



ideas for SUMMER writing

You can use these writing prompts for your journal writing or you can use your journal for free writing and write about anything that you want to.



What is your favorite summer snack?



What is your favorite thing to do in the summer?



Where was your favorite vacation to?



Write the steps for building a sandcastle.



What would you do if you found 100 seashells?



What is one new thing you want to learn to do this summer?



If you could sail anywhere, where would you go?




Start a story with "One day, I was napping under a tree when..."




Where would your flip flops take you?



What was your favorite kindergarten memory?




Handwriting practice lines consisting of multiple sets of three horizontal lines (top solid, middle dashed, bottom solid) for tracing and writing practice.




Handwriting practice lines consisting of multiple sets of three horizontal lines (top solid, middle dashed, bottom solid) for tracing and writing practice.



Handwriting practice lines consisting of solid top and bottom lines with a dashed middle line. There are five sets of these lines.



Handwriting practice lines consisting of solid top and bottom lines with a dashed middle line. There are five sets of these lines spanning the width of the page.



Handwriting practice lines consisting of five sets of horizontal lines. Each set includes a solid top line, a dashed middle line, and a solid bottom line.

Read Your Way Into First Grade!

This is a collection of books your soon-to-be first grader might enjoy! You can find these books at your local public library.

<i>First Grade, Here I Come!</i> by Nancy Carlson	<i>Chrysanthemum</i> by Kevin Henkes
<i>If You Give a Mouse a Cookie</i> by Laura Numeroff	<i>Frog and Toad</i> by Arnold Lobel
<i>The Listening Walk</i> by Paul Showers	<i>Bad Kitty</i> by Nick Bruel
<i>Mister Seahorse</i> by Eric Carle	<i>Olivia Series</i> by Ian Falconer
<i>Beatrice Doesn't Want To</i> by Laura Numeroff	<i>Me I Am</i> by Jack Prelutsky
<i>Elephant and Piggie Series</i> by Mo Willems	<i>Fox and His Friends Series</i> by James Marshall
<i>Ruby the Copycat</i> by Margaret Rathmann	<i>Biscuit Series</i> by Alyssa Capucilli
<i>A Bad Case of the Stripes</i> by David Shannon	<i>More Spaghetti I Say!</i> by Rita Gelman


Reading is Sweet!

Color an ice cream scoop each time you read. After you color 5 scoops, you will earn a special treat!



SUMMER TIME SUMMARIZING

{Draw or write what happens at the beginning, middle, and end of your story.}



a SUMMERY book!


What is the title of the book?

Who are the characters?

Where is the setting?

What is the problem?

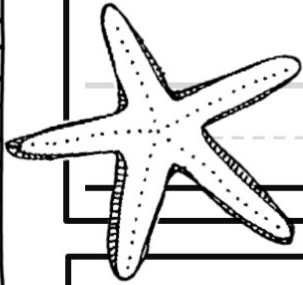
What is the solution?



Sweet Summertime!

Title of Book

Who was in this story?



What was your favorite part?

