

June 7, 2024


Dear Parents,

Happy Summer! Congratulations to our dear students on completing a whirlwind of a year! This summer you may wish to engage your children in activities that strengthen the foundational skills they gained in first grade. Coming home today is math and reading packet designed to help them continue to learn and build skills throughout the summer.

A worksheet a day plus a ten-minute reading will keep the learning going!

I hope you have a wonderful, safe, and relaxing summer. Looking forward to a terrific year in second grade full of learning and growing!

Ms. Sison



2nd Grade Summer Packet



SUMMER READING CHALLENGE!

Name _____

Date _____


Directions:

As you complete each challenge, color in the square. When all the challenges are completed, it's time to celebrate! YOU ARE a READING SUPERSTAR!


Read for 20 minutes.	Read 2 books by the same author.	Read outside for 30 minutes.
Read with a flashlight for 20 minutes.	Read out loud to someone for 10 minutes.	Read a nonfiction book.
Read a fiction book.	Free choice	Read a newspaper article
Read a recipe. (Maybe try it, too!)	Read everything on a cereal box out loud.	Read to a pet, sibling, or stuffed animal.
Read an online article.	Read a book about an animal.	Read 4 poems aloud.

ROAD TRIP SCAVENGER HUNT

See what you can find along the way



STOP SIGN




YIELD SIGN




REST AREA SIGN




SPEED LIMIT SIGN




CURVY ROAD SIGN




COW




HORSE



SHEEP




PIG




DOG




BUS




AIR PLANE



TRAIN




BOAT



DUMP TRUCK



JEEP



PICK UP TRUCK




CAR



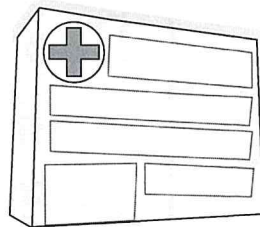
CONVERTIBLE



MOTORCYCLE



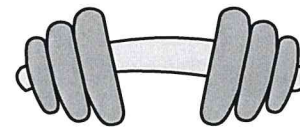
BARN




HOSPITAL



CHURCH




GYM




GAS STATION




TREE




FENCE



FLAG

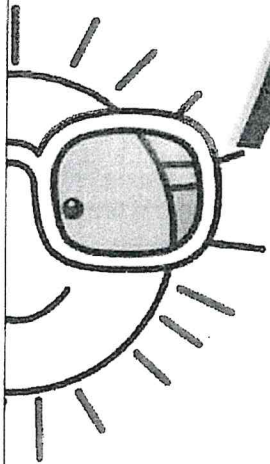


TRAFFIC LIGHT



MAIL BOX

Name: _____





All About Summer

Word bank

summer hiking vacation picnic beach
play ocean sunny watermelon shorts
hot popsicle swimming ice cream barbeque


Directions: Use some of the words in the word bank to help you write about summer.



Name _____

Summer Sentences!

Directions: Choose a word and/or phrase from each column.
Write 5 complete sentences using each word and phrase only once.



Who	Did What	Where
The crab	hopped	in the sand.
My friend	jumped	under an umbrella.
My dog	crawled	by a sea turtle.
I	ran	on the boat.
The seal	slept	near a crab.

1.

2.


3.

4.

5.

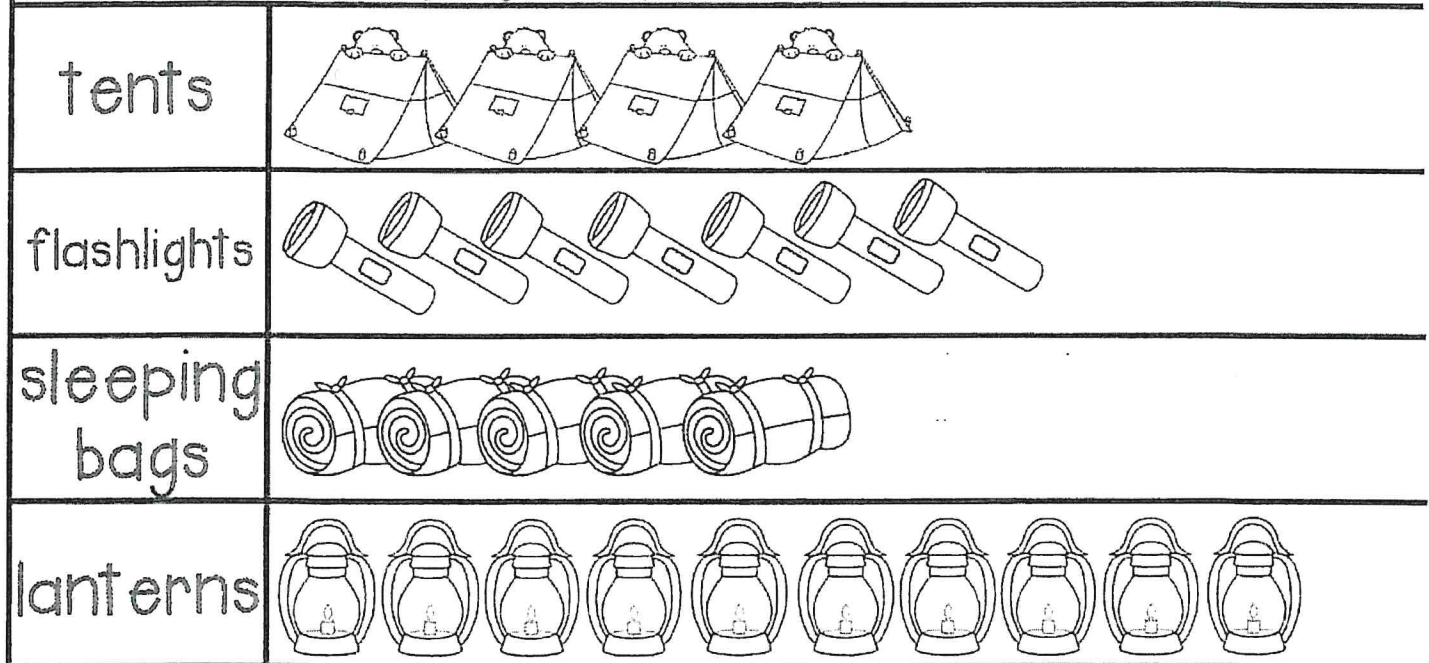
Name _____

Summer Graphing



Directions: Look at the graph below and answer the questions.

Camping Equipment for Troop 12



1. What kind of equipment did they have the most of? _____
2. How many tents were there? _____
3. Which items did they have the least of? _____
4. How many flashlights did they bring? _____
5. How many pieces of equipment did they have altogether? _____
6. How many flashlights and lanterns were there altogether? _____

+

=


7. What other piece of camping equipment would you bring?

Name: _____

Summer Story Sequencing!

Directions: Put the stories in order from beginning to end. Use the numbers 1-4 to sequence the stories.

- _____ She found a place to pitch her tent.
- _____ Jan went to sleep in her tent.
- _____ Jan arrived at the camp site.
- _____ Jan set up her tent.



- _____ They got out of the canoe.
- _____ Dan and Sally found a canoe.
- _____ They rowed around the lake.
- _____ They got into the canoe.



Directions: Write four out of order sentences. Ask someone to use the numbers 1-4 to sequence your story.



Name: _____

Silly Sisters

Directions: Find the names of each sister by reading the clues.
Write their names below the pictures on the line.







Sally is between Susie and Sarah.
Sophia is last.
Sarah is the tallest.

Name: _____

Big Brothers

Directions: Find the names of each brother by reading the clues.
Write their names below the pictures on the line.



Greg is between Sam and Ben.
Ben is last.
Joe is the tallest.

Sunrise, Sunset



Did you ever go to bed before sunset in the summer? In summer, the days are very long. The sun rises early. It sets late. There are more hours of sunlight than at other times of year.

Did you ever wake up in the dark on a winter morning? In winter, the nights are very long. The sun rises late. It sets early. There are fewer hours of sunlight in winter than at other times of year.

How much sun is your town getting today?

Name: _____ Date: _____

Directions: For questions 1-4, circle the correct answer.

1. What time of year has the most sunlight?

- a) summer
- b) winter
- c) spring

2. The passage lists information about the summer and winter. How long are summer days and winter nights?

- a) Summer days and winter nights can be both short and long.
- b) Summer days and winter nights are very short.
- c) Summer days and winter nights are very long.

3. In winter, the sun rises late and sets early. What does this tell us about the length of winter *days*?

- a) Winter days are long.
- b) Winter days are as long as summer days.
- c) Winter days are short.

4. What is "Sunrise, Sunset" mainly about?

- a) what it looks like at sunset
- b) when the sun rises and sets during summer and winter
- c) signs of summer and winter

The New Clubhouse



Max's clubhouse was falling apart. He told his mom that he wanted to build a new one.

"First, you need a plan," said Max's mom. "Let's figure out what the new clubhouse should look like."

They worked together to build a model. Max and his mom made a small house out of play clay. Max showed his mom what he wanted. He wanted a door on the house. He wanted two windows on the house. He wanted to paint the house red.

Then his mom told him what she wanted.

"I want the house to be safe," said Max's mom. "I will help you build it."

Name: _____ Date: _____

Directions: For questions 1-4, circle the correct answer.

1. What problem does Max have in this story?

- a) His mother wants him to be safe.
- b) He feels nervous about the first day of school.
- c) His clubhouse is falling apart.

2. How does Max solve his problem?

- a) He researches clubhouse plans on the Internet.
- b) He makes plans to build a new clubhouse with his mom.
- c) He asks his friends what they would do.

3. Max and his mom build a model of his new clubhouse out of play clay. Max showed his mom what he wanted for his new clubhouse.

Based on this information, how does the small clubhouse model made of play clay help Max and his mom?

- a) Max and his mom can play in the play clay model to see if it will be fun.
- b) The model helps Max and his mom see what the clubhouse will look like.
- c) The model helps Max and his mom build the new clubhouse out of play clay.


4. What is "The New Clubhouse" mostly about?

- a) Max builds models with his mom out of play clay.
- b) Max plays so much in his clubhouse that it starts to fall apart.
- c) Max makes plans to build a new clubhouse with his mom.

5. A) What does Max's mom want his new clubhouse to be?

Max's mom wants his new clubhouse to be

B) Draw the play clay model that Max and his mom build of his new clubhouse.



A Shell is Great for Protection




All turtles have shells. Most turtles have hard shells.

Hard shells protect turtles. A predator cannot bite the hard shell. Some turtles can pull their legs inside their shells. They can pull in their heads and tails too.

Shells come in many different shapes. Some shells are tall and round. Other shells are flat.

Sometimes cartoons show turtles leaving their shells. But... that cannot really happen! A turtle cannot leave its shell. The shell is attached to the turtle. It is a permanent part of its body.

Butterflies and Flowers



Do you want to see a butterfly flutter by your garden? Then you should plant a lot of flowers.

Butterflies like sunny gardens and colorful flowers. They drink the sweet juice that is in the flowers.

Butterflies taste the juice with their feet. They sip the juice with a tube that is on their head. They use the tube like a straw.

You might see butterflies in the spring, summer, and fall. Happy butterfly watching!

Name: _____ Date: _____

Directions: For questions 1-4, circle the correct answer.

1. What will you probably see fluttering in your garden if you plant a lot of flowers?

- a) butterflies
- b) beetles
- c) moths

2. If you plant flowers in your garden, you will probably see more butterflies. What makes butterflies come to gardens with flowers?

- a) Butterflies like yellow flowers that look like the sun.
- b) Butterflies drink the sweet juice in colorful flowers.
- c) Butterflies need to be by flowers to stay warm.

3. Butterflies can taste the juice from flowers with their feet, but they sip the juice with a tube on their head. What does this tell us about how a butterfly eats?


- a) Butterflies can only drink with the tube on their head.
- b) Butterflies can drink with their feet or the tube on their head.
- c) Butterflies eat food with their feet.

4. What is "Butterflies and Flowers" mainly about?

- a) why you should plant flowers in your garden
- b) butterflies and how they drink
- c) where butterflies live

5. A) What do butterflies use to drink the sweet juice in flowers?

B) Draw a picture of a butterfly drinking from a flower.



Soccer is a Great Game

By Kate Paixão




Soccer is a team sport. Two teams play. Each team has eleven players. The players try to kick the ball into the other team's goal. If the ball goes into the goal, their team gets a point.

Soccer players have different jobs. The goalkeeper's job is to protect the goal. Defenders try to get the ball away from the other team. Forwards try to kick the ball into the other team's goal.

Games usually last ninety minutes. The team with the most points is the winner!

Thunderstorm Safety

By Rachelle Kreisman



If you hear thunder, go to a safe place. Thunder means that lightning is nearby. Lightning is dangerous. It can hurt people.

What is a safe place? Go inside a building, a house, or a car. If you are indoors, stay away from windows. Do not take a bath or a shower. Do not use a corded telephone.

What if you cannot get indoors? Do not go near water or metal. Crouch down low under a group of trees. Never stand near the tallest tree. Lightning usually strikes the tallest things on the ground.

Name: _____ Date: _____

For questions 1–4, please circle the correct answer.

1. Where is a safe place during a thunderstorm?

- A) inside a building, house, or car
- B) outside in a park
- C) on top of a tree

2. What part of a thunderstorm does this text describe as being dangerous?

- A) lightning
- B) thunder
- C) heavy rain

3. You should stay away from water if you are outside during a thunderstorm. Based on this information, what should you not do during a thunderstorm?

- A) drink from a water bottle
- B) swim in a pool
- C) ride your bike


4. What is “Thunderstorm Safety” mainly about?

- A) why we can hear thunder
- B) why lightning is dangerous
- C) how to stay safe during a thunderstorm

5. What kind of tree should you hide under if you are outside during a thunderstorm?


You should hide under

6. Draw a picture of a person staying safe outside during a thunderstorm.



Ticks and Insects

By Susan LaBella



Ticks are tiny animals. They live in woods and grasses. Ticks can bite people. Some tick bites make people sick.

Insects are small animals, too. They also live in woods and grasses. Some insect bites harm people. But ticks are *not* insects. ,

Here are some ways that ticks and insects are different:

- Ticks have two body parts. Insects have three body parts.
- Ticks have eight legs. Insects have six legs.
- Ticks do not have antennae. Many insects do have antennae.

Name: _____

Date: _____

For questions 1–4, please circle the correct answer.

1. Where do ticks live?

- A) Ticks live in people's homes.
- B) Ticks live in the ocean.
- C) Ticks live in woods and grasses.

2. What two tiny animals does this text compare?

- A) ticks and insects
- B) insects and spiders
- C) ticks and ants

3. Ticks can be dangerous to humans. What part of the text tells us that this is true?

- A) Ticks live in woods and grasses.
- B) Some tick bites make people sick.
- C) Ticks have eight legs.


4. What is “Ticks and Insects” mainly about?

- A) the characteristics of ticks
- B) the characteristics of insects
- C) how ticks and insects are similar and different


5. How many body parts do ticks have?

Ticks have

6. Draw a picture of a tick and an insect. Be sure to show how many body parts, legs, and antennae each has.



Lily Makes Lemonade



Lily's friends are visiting her today. Olivia bakes oatmeal cookies. Sharon brings chips and dip.


Lily makes lemonade. She squeezes four lemons into a pitcher. Next she adds four cups of water. Finally she mixes one teaspoon of sugar into the pitcher. Lily tastes it.

"This lemonade is too sour," she says.

She adds more sugar. She tastes it again. Now it is much better!

Name: _____

Date: _____

Directions: For questions 1-4, circle the correct answer.**1.** Who is visiting Lily's today?**Lily's Grandmother****Olivia and Sharon****2.** What is Lily making?**lemonade****cookies****3.** What does Lily use to make lemonade?**lemons, water, and sugar****apples and milk**

4. What does Lily do to make her lemonade taste better?



add sugar



squeeze more lemons

5.A) How does Lily's lemonade taste at the end of the passage?

B) Draw a picture of Lily and her friends sharing their snacks.

A large empty rectangular box for drawing.